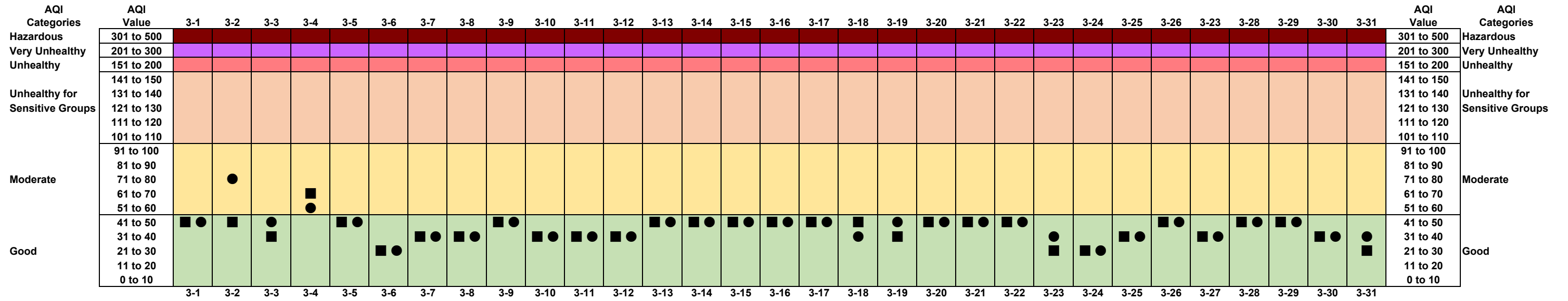


March 2022

AQI Calculation for the October 2015 Ozone Standard



Note: Days with White icon, only data for one monitor available

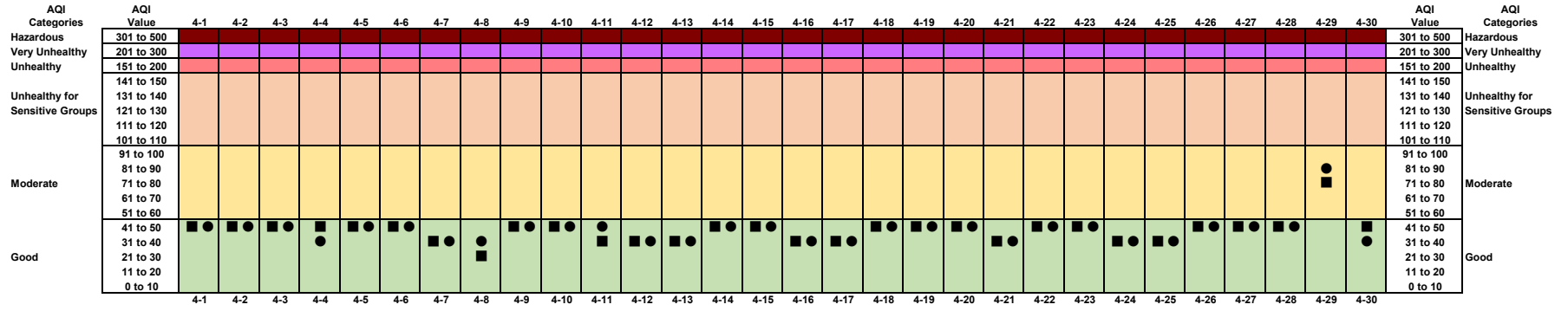
Categories	AQI Values
Good	Up to 50
Moderate	50 - 100
Unhealthy for Sensitive Groups	101 - 150
Unhealthy	151 - 200
Very Unhealthy	201 - 300
Hazardous	301 - 500

	Bonne Terre	Farrar
Good	■	●
Moderate	■	●
Unhealthy for Sensitive Groups	■	●
Unhealthy	■	●

8hr Ozone to AQI (2015 Standard)	
Ozone PPB	Value
0-11	0 to 10
12-22	11 to 20
23-32	21 to 30
33-43	31 to 40
44-54	41 to 50
55-57	51 to 60
58-60	61 to 70
61-64	71 to 80
65-67	81 to 90
68-70	91 to 100
71-73	101 to 110
74-76	111 to 120
77-79	121 to 130
80-82	131 to 140
83-85	141 to 150
86-105	151 to 200
106-200	201 to 300

April 2022

AQI Calculation for the October 2015 Ozone Standard



Note: Days with White icon, only data for one monitor available

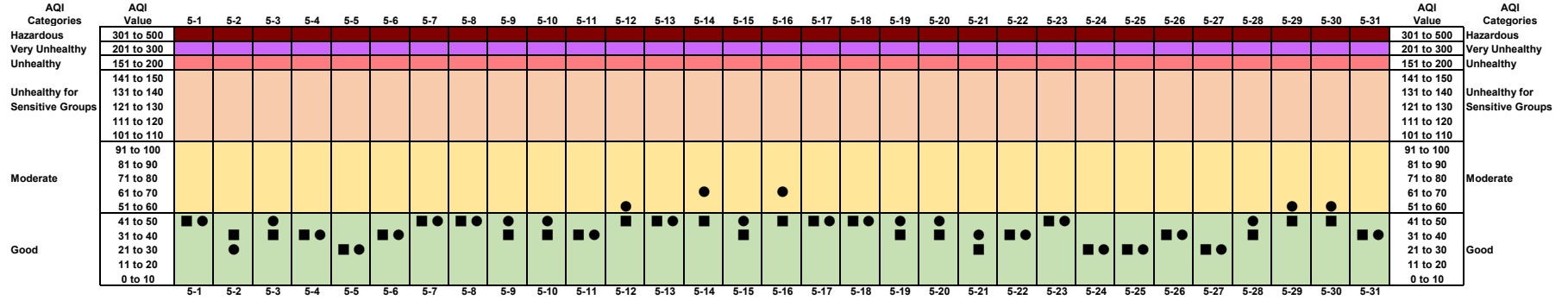
AQI Categories	Values
Good	Up to 50
Moderate	50 - 100
Unhealthy for Sensitive Groups	101 - 150
Unhealthy	151 - 200
Very Unhealthy	201 - 300
Hazardous	301 - 500

Bonne Terre	Farrar
■	●
■	●
■	●
■	●

8hr Ozone to AQI (2015 Standard)	
Ozone PPB	Value
0-11	0 to 10
12-22	11 to 20
23-32	21 to 30
33-43	31 to 40
44-54	41 to 50
55-57	51 to 60
58-60	61 to 70
61-64	71 to 80
65-67	81 to 90
68-70	91 to 100
71-73	101 to 110
74-76	111 to 120
77-79	121 to 130
80-82	131 to 140
83-85	141 to 150
86-105	151 to 200
106-200	201 to 300

May 2022

AQI Calculation for the October 2015 Ozone Standard



Note: Days with White icon, only data for one monitor available

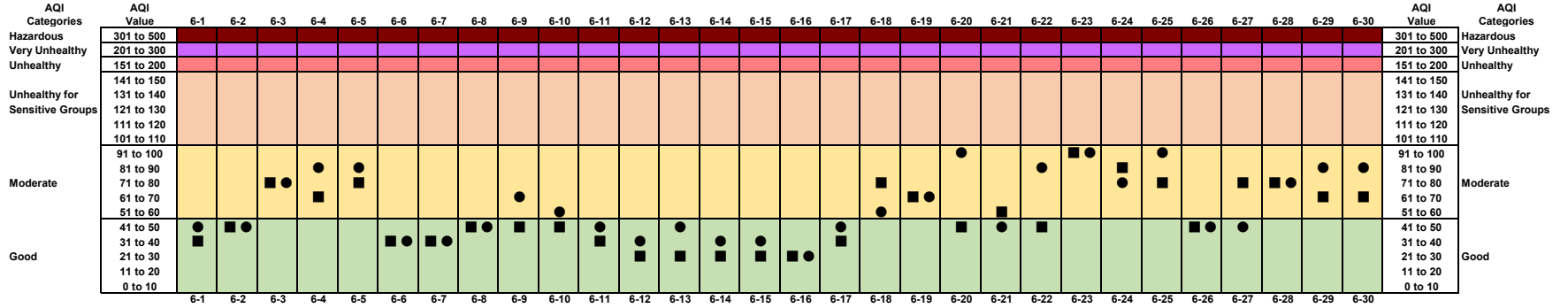
AQI Categories	Values
Good	Up to 50
Moderate	50 - 100
Unhealthy for Sensitive Groups	101 - 150
Unhealthy	151 - 200
Very Unhealthy	201 - 300
Hazardous	301 - 500

Bonne Terre	Farrar
■	●
■	●
■	●
■	●

8hr Ozone to AQI (2015 Standard)	
Ozone PPB	Value
0-11	0 to 10
12-22	11 to 20
23-32	21 to 30
33-43	31 to 40
44-54	41 to 50
55-57	51 to 60
58-60	61 to 70
61-64	71 to 80
65-67	81 to 90
68-70	91 to 100
71-73	101 to 110
74-76	111 to 120
77-79	121 to 130
80-82	131 to 140
83-85	141 to 150
86-105	151 to 200
106-200	201 to 300

June 2022

AQI Calculation for the October 2015 Ozone Standard



Note: Days with White icon, only data for one monitor available

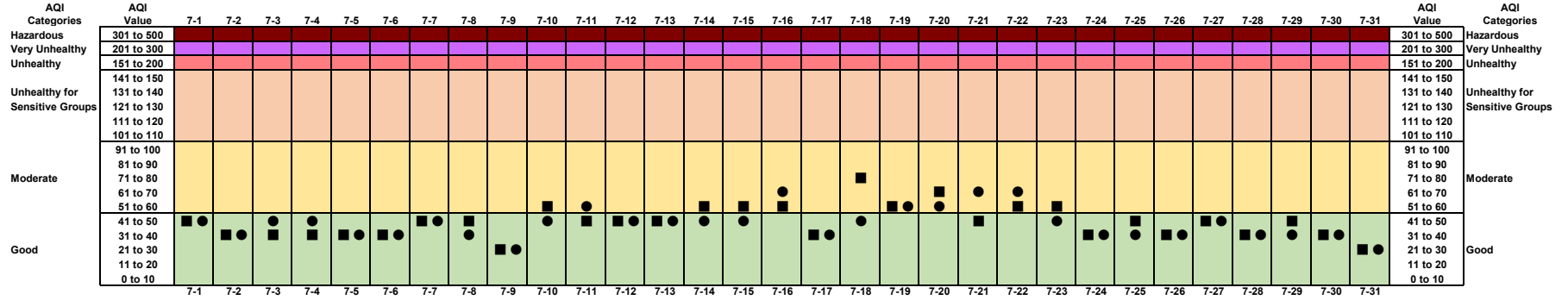
AQI Categories	Values
Good	Up to 50
Moderate	50 - 100
Unhealthy for Sensitive Groups	101 - 150
Unhealthy	151 - 200
Very Unhealthy	201 - 300
Hazardous	301 - 500

Bonne Terre	Farrar
■	●
■	●
■	●
■	●

8hr Ozone to AQI (2015 Standard)	Value
0-11	0 to 10
12-22	11 to 20
23-32	21 to 30
33-43	31 to 40
44-54	41 to 50
55-57	51 to 60
58-60	61 to 70
61-64	71 to 80
65-67	81 to 90
68-70	91 to 100
71-73	101 to 110
74-76	111 to 120
77-79	121 to 130
80-82	131 to 140
83-85	141 to 150
86-105	151 to 200

July 2022

AQI Calculation for the October 2015 Ozone Standard



Note: Days with White icon, only data for one monitor available

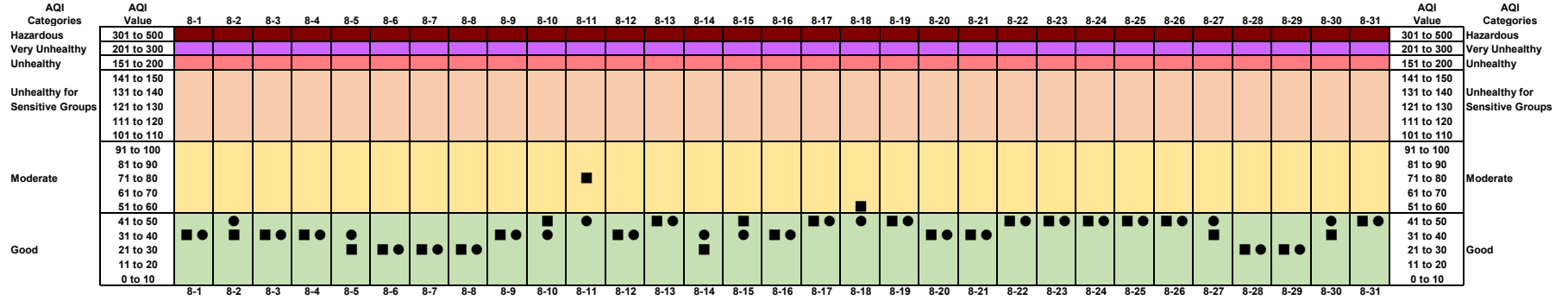
AQI Categories	Values
Good	Up to 50
Moderate	50 - 100
Unhealthy for Sensitive Groups	101 - 150
Unhealthy	151 - 200
Very Unhealthy	201 - 300
Hazardous	301 - 500

Bonne Terre	Farrar
■	●
■	●
■	●
■	●

8hr Ozone to AQI (2015 Standard)	
Ozone PPB	Value
0-11	0 to 10
12-22	11 to 20
23-32	21 to 30
33-43	31 to 40
44-54	41 to 50
55-57	51 to 60
58-60	61 to 70
61-64	71 to 80
65-67	81 to 90
68-70	91 to 100
71-73	101 to 110
74-76	111 to 120
77-79	121 to 130
80-82	131 to 140
83-85	141 to 150
86-105	151 to 200
106-200	201 to 300

August 2022

AQI Calculation for the October 2015 Ozone Standard



Note: Days with White icon, only data for one monitor available

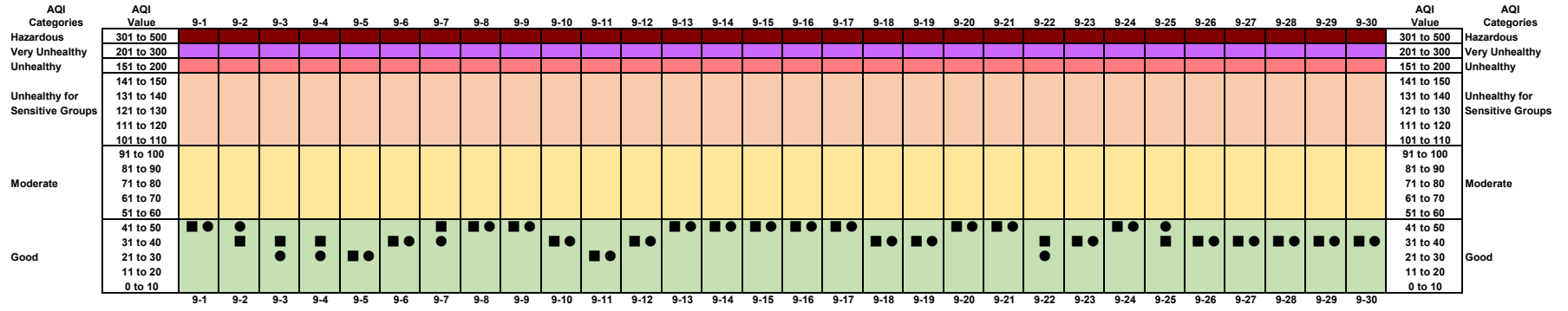
AQI Categories	Values
Good	Up to 50
Moderate	50 - 100
Unhealthy for Sensitive Groups	101 - 150
Unhealthy	151 - 200
Very Unhealthy	201 - 300
Hazardous	301 - 500

Bonne Terre	Farrar
■	●
■	●
■	●
■	●

8hr Ozone to AQI (2015 Standard)	
Ozone PPB	Value
0-11	0 to 10
12-22	11 to 20
23-32	21 to 30
33-43	31 to 40
44-54	41 to 50
55-57	51 to 60
58-60	61 to 70
61-64	71 to 80
65-67	81 to 90
68-70	91 to 100
71-73	101 to 110
74-76	111 to 120
77-79	121 to 130
80-82	131 to 140
83-85	141 to 150
86-105	151 to 200
106-200	201 to 300

September 2022

AQI Calculation for the October 2015 Ozone Standard



Note: Days with White icon, only data for one monitor available

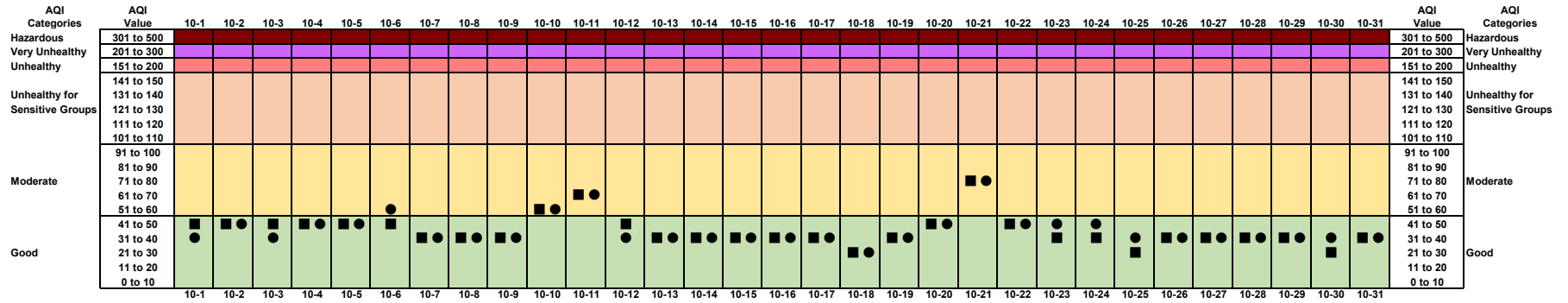
AQI Categories	AQI Values
Good	Up to 50
Moderate	50 - 100
Unhealthy for Sensitive Groups	101 - 150
Unhealthy	151 - 200
Very Unhealthy	201 - 300
Hazardous	301 - 500

Bonne Terre	Farrar
■	●
■	●
■	●
■	●

8hr Ozone to AQI (2015 Standard)	
Ozone PPB	Value
0-11	0 to 10
12-22	11 to 20
23-32	21 to 30
33-43	31 to 40
44-54	41 to 50
55-57	51 to 60
58-60	61 to 70
61-64	71 to 80
65-67	81 to 90
68-70	91 to 100
71-73	101 to 110
74-76	111 to 120
77-79	121 to 130
80-82	131 to 140
83-85	141 to 150
86-105	151 to 200
106-200	201 to 300

October 2022

AQI Calculation for the October 2015 Ozone Standard



Note: Days with White icon, only data for one monitor available

AQI Categories	Values
Good	Up to 50
Moderate	50 - 100
Unhealthy for Sensitive Groups	101 - 150
Unhealthy	151 - 200
Very Unhealthy	201 - 300
Hazardous	301 - 500

Bonne Terre	Farrar
■	●
■	●
■	●
■	●

8hr Ozone to AQI (2015 Standard)	
Ozone PPB	Value
0-11	0 to 10
12-22	11 to 20
23-32	21 to 30
33-43	31 to 40
44-54	41 to 50
55-57	51 to 60
58-60	61 to 70
61-64	71 to 80
65-67	81 to 90
68-70	91 to 100
71-73	101 to 110
74-76	111 to 120
77-79	121 to 130
80-82	131 to 140
83-85	141 to 150
86-105	151 to 200
106-200	201 to 300