

*Southeast Missouri*  
ECONOMIC DEVELOPMENT DISTRICT

**2023 CEDS ANNUAL PROGRESS  
REPORT**



**Prepared by:**

**Jeremy Tanz, Executive Director**  
**Drew Christian, Deputy Director**  
**Leslie Seabaugh, Economic Planner**  
**Margaret Yates, Grant Administrator**  
**Lydia Keller, Grant Administrator**  
**Daniel Wunningham, Regional Planner**  
**Kara Johnston, Administrative Assistant**  
**Sarah Brown, GIS Specialist**  
**Alexandra Rios, Environmental Planner**

**Southeast Missouri Regional Planning  
and Economic Development Commission**

**1 West St. Joseph Street, P. O. Box 366**  
**Perryville, Missouri 63775**  
**Phone: 573-547-8357 Fax: 573-547-7283**  
**e-mail: [semorpc@semorpc.org](mailto:semorpc@semorpc.org)**  
**website: [semorpc.org](http://semorpc.org)**

# 2023 PROGRESS REPORT

**GRANTEE:** Southeast Missouri Regional Planning  
and Economic Development Commission

**PROJECT NUMBER:** ED22DEN3020018

**PERIOD COVERED:** January 1, 2023 – December 31, 2023

**Total Expenditures: Cumulative through end of reporting period**

<b>Line Item</b>	<b>Total Budgeted (from SF424)</b>	<b>Federal Funds Expended</b>	<b>Match Funds Expended</b>
Personnel	\$ 220,041.00	\$ 80,951.96	\$ 53,968.20
Fringe Benefits	\$ 81,279.00	\$ 29,921.81	\$ 19,947.95
Travel	\$ 13,660.00	\$ 6,462.84	\$ 4,308.57
Equipment*	\$ 0.00	\$ 0.00	\$ 0.00
Supplies	\$ 9,623.00	\$ 4,808.93	\$ 3,206.19
Contractual/Subaward*	\$ 10,894.00	\$ 2,333.13	\$ 1,555.55
Other	\$ 43,670.00	\$ 15,521.33	\$ 10,347.54
Indirect Costs	\$ 0.00	\$ 0.00	\$ 0.00
<b>Total</b>	<b>\$ 379,167.00</b>	<b>\$ 140,000.00</b>	<b>\$ 93,334.00</b>

## ADJUSTMENTS

The Southeast Missouri Economic Development District coincides with the area served by the Southeast Missouri Regional Planning and Economic Development Commission. In effect, the District and the Region are the same, and the Board of Directors of the Planning Commission functions as the District Board of Directors in administering the District Program.

There were a few changes to the composition of the Board of Directors during 2023. Randy Ruzicka took over as the Presiding Commissioner of Ste Genevieve County, Travis Parker is the new Mayor of Fredericktown, and Jeffery Stinson is the new Mayor of Ironton. There are currently no vacancies or at large representatives. The following chart lists current board composition and professional or economic sector representation.

## BOARD OF DIRECTORS

### 1. Government Representatives:

Representative	Entity	Position
Brent Buerck	City of Perryville	City Administrator
Randy Ruzicka	Ste. Genevieve County	Presiding Commissioner
Leo Arnzen	Bollinger County	Presiding Commissioner
Clint Tracy	Cape Girardeau County	Presiding Commissioner
Dr. Kenneth Haskins	City of Cape Girardeau	City Manager
Jim Scaggs	Iron County	Presiding Commissioner
Jeffery Stinson	City of Ironton	Mayor
Travis Parker	City of Fredericktown	Mayor
Greg Beavers	City of Farmington	City Administrator
Trey Wiginton	City of Marble Hill	Mayor
Happy Welch	City of Ste. Genevieve	City Administrator

EDA requires that 51% to 65% of the board members be government representatives [13 CFR Part 304.2(c)]. There are currently eleven government representatives (64.7%) serving on the board.

### 2. Non-Government Representatives

#### A. Private Sector Representatives

Representative	Company/Enterprise	Position
John Singleton	Black River Electric Cooperative	CEO
Kimberly Baumann	Mississippi Lime Co	Director of Environmental Affairs
Paul Hassler	Hope Church	Associate Pastor
Jay Wengert	Wengert Bros. LLC	Co-Owner

#### B. Stakeholder Organization Representatives

Representative	Company/Enterprise	Position
Keri McCrorey	EMAA	Environmental Affairs Director
Adrian Taylor Jr.	Pastor/Minority Representative	Lighthouse Ministries

EDA requires that no less than 35% to 49% of the board be non-government representatives. Currently, there are six non-government representatives (35.3%) on the Board of Directors.

### 3. At-Large Representatives:

At-large representatives may constitute 0% to 14% of the Board of Directors. Currently, there are no at-large representatives serving on the Board (0%),

<b>CALCULATIONS</b>		
	Number	Percent
Government Representatives (51-65%)	11	64.7%
Non-Government Representatives (35-49%)	6	35.3%
Private Sector Representatives (at least 1)	4	
Stakeholder Organization Representatives (at least 1)	2	
At-Large Representatives (0-14%)	0	0.0
<b>Total Board Membership</b>	<b>17</b>	<b>100%</b>

## **CEDS COMMITTEE**

In compliance with EDA guidelines [CFR Part 303.6(a)], the EDD ensures the CEDS Committee membership is at least 51% of the committee consists of private sector representatives. Currently, 60% of the members of the Committee are private sector representatives. No more than 49% of the Committee may be representatives of other economic interests. Currently, 40% of the Committee represents other interests. The CEDS Committee consists of the following members:

### **Private Sector Representatives**

Representative	Entity
Van Robinson	<b>Citizens Electric Corporation</b>
Kim Ferguson	<b>Bank of Missouri</b>
Kimberly Bauman	<b>Mississippi Lime</b>
Kent Marler	<b>New Era Bank</b>
Lance Green	<b>Greens Garden</b>
Dennis Vinson	<b>Signature Packaging and Paper</b>
Tom Keim	<b>Ste. Gen. Development Corp.</b>
Denny Ward	<b>Southeast Missouri Transportation Service</b>
Chris Koehler	<b>Koehler Engineering &amp; Surveying</b>
David Flieg	<b>Flieg's Equipment Inc.</b>
Brad Moll	<b>Meyer Bus Line</b>
Kevin Cook	<b>First State Community Bank</b>
Cindy Hente	<b>Farmington Chamber of Commerce</b>
Connie Reed	<b>Iron County Economic Partnership</b>
Nathan McKie	<b>Iron County Economic Partnership</b>
Larry Booth	<b>Camp Penuel</b>
Eva Dunn	<b>Bollinger County Chamber of Commerce</b>
Anna Kleiner	<b>Park Hills Economic Development</b>

### **Public Officials/Community Leaders**

Representative	Entity
Richard Proffer	<b>University Extension</b>
Letitia Johnson	<b>University Extension, Ste. Gen/St. Fran CO</b>
Dr. Joe Gilgour	<b>Mineral Area College</b>
Bent Buerck	<b>City of Perryville Administrator</b>

John Link	Jackson R – II School District
Mandi Brink	SEMO Regional Port Authority
Scott Sattler	Perry County IDA
Shawn Oster	SEMO Central Labor Council
Mark Baker	Southeast Missouri Labor Council
June O'Dell	Workforce Investment Board
Troy Bollinger	Central R- III School District
Clint Tracy	Cape Girardeau County

CEDS COMMITTEE CALCULATIONS		
	NUMBER	PERCENT
Economic/Private Sector Representatives (at least 51%)	18	60.0%
Community Organizations/Elected Officials (no more than 49%)	12	40.0%
<b>Total CEDS Committee Membership</b>	<b>30</b>	<b>100.00%</b>

The EDD staff, listed below, assists the Board of Directors and the CEDS Committee. In 2023, Sarah Brown was hired as our new GIS Specialist in August and Lydia Keller was hired as our new Grant Administrator in October.

### RPC Staff

Name	Position	Telephone	Email
Jeremy Tanz	Executive Director	573-547-8357 – 310	<a href="mailto:jtanz@semorpc.org">jtanz@semorpc.org</a>
Drew Christian	Deputy Director	573-547-8357 – 315	<a href="mailto:dchristian@semorpc.org">dchristian@semorpc.org</a>
Kara Johnston	Administrative Assistant	573-547-8357 – 300	<a href="mailto:kjohnston@semorpc.org">kjohnston@semorpc.org</a>
Erica Palmer	Fiscal Officer	573-547-8357 – 308	<a href="mailto:epalmer@semorpc.org">epalmer@semorpc.org</a>
Sharon Gotto	Clerical Aid	573-547-8357 – 319	<a href="mailto:sgotto@semorpc.org">sgotto@semorpc.org</a>
Margaret Yates	Grant Administrator	573-547-8357 – 304	<a href="mailto:myates@semorpc.org">myates@semorpc.org</a>
Leslie Seabaugh	Economic Planner	573-547-8357 – 302	<a href="mailto:lseabaugh@semorpc.org">lseabaugh@semorpc.org</a>
Alexandra Rios	Environmental Planner	573-547-8357 - 320	<a href="mailto:arios@semorpc.org">arios@semorpc.org</a>
Daniel Winningham	Regional Planner	573-547-8357- 306	<a href="mailto:dwinningham@semoprc.org">dwinningham@semoprc.org</a>
Sarah Brown	GIS Specialist	573-547-8357 - 305	<a href="mailto:sbrown@semorpc.org">sbrown@semorpc.org</a>
Lydia Keller	Grant Administrator	573-547-8357- 316	<a href="mailto:lkeller@semorpc.org">lkeller@semorpc.org</a>

## REPORT

The 2023 Progress Report contains the specific items included in the Scope of Work which was submitted to EDA as part of the contract with the Southeast Missouri Economic Development District for 2023 (Project Number: ED22DEN3020018). Scope of Work items are in red, while the work performed under each work item is printed in black.

## **ORGANIZATIONAL SUPPORT SERVICES**

- 1. Provide overall support of the organization's Economic Development District Program, including clerical support and accounting.**

### **Accomplishments:**

The staff of the Southeast Missouri Regional Planning and Economic Development Commission continued to provide direct support for all aspects of the Southeast Missouri Economic Development District program throughout the year, including clerical and accounting services. The EDD staff works with county and community officials, economic developers, community organizations, port authorities and business prospects in support of projects that will assist the economy of the District.

### **Quantifiable Deliverables:**

Quantifiable deliverables included preparing and distributing meeting notices, taking, and issuing minutes of all meetings, issuing news releases, and providing ongoing accounting services for all EDD programs. EDD staff aided with CARES Act close out for the counties. Deliverables also include maintenance and continued updating of the EDD website.

### **Difficulties Encountered:**

No difficulties were encountered.

- 2. As the designated Regional Clearinghouse under Executive Order 12372, the District will conduct monthly reviews of individual state and local projects being brought before the Board of Directors.**

### **Accomplishments:**

The SEMO RP & EDC serves as the Regional Clearinghouse for the Southeast Missouri Region under the State and Local Review and Comment Process instituted by Presidential Executive Order 12372 and the Governor's Executive Order 83-6. During 2023, nine projects were submitted to the Board of Directors as part of the public notification process. This also included our efforts in dispersing and assisting agencies, organizations, and businesses in our region with garnering and utilizing funding opportunities.

Projects submitted are listed each month on the Commission's agenda which is distributed to the membership and the various news media in the Region and posted on the Planning Commission's website. The membership has an opportunity to review each

project and ask questions or request additional details. Projects submitted by the Planning Commission are included for public notice only.

**Quantifiable Deliverables:**

Quantifiable deliverables are the projects that were in the public notification process in 2023. These are listed in the following table.

**Public Notification Projects  
January 1, 2023, through December 31, 2023**

March	Southeast Missouri Behavioral Health, Inc. Farmington, MO	Funding is for SEMOBH’s Recovery Expansion Program, Medication-Assisted Treatment with \$749,850.00 being requested from the Department of Health & Human Services for a total project cost of \$749,850.00.
April	Fredericktown R-1 School District- Fredericktown, MO	Funding is for safety enhancements and violence prevention with \$297,000.00 being requested from the Department of Justice and \$99,000.00 provided by the applicant for a total project cost of \$396,000.00.
	Perry County School District #32 Perryville, MO	Funding is for preventing school violence with \$200,000.00 being provided by local funds for a total project cost of \$200,000.00.
May	City of Perryville- Perryville, MO	Funding is for the City of Perryville COPS hiring Program grant, with \$125,000.00 being requested from the Department of Justice for a total project cost of \$125,000.00.
	East Missouri Action Agency, Inc. Park Hills, MO	Funding is for repair and rehabilitation for 17 owner occupied homes for low income families, with \$195,000.00 being requested from the Department of Agriculture and \$195,000.00 being provided by the applicant for a total project cost of \$390,000.00.
	Friends of Ste Genevieve County Memorial Hospital Ste Genevieve, MO	Funding is for Meditech Expense HER Implementation, with \$404,000.00 being requested from the Department of Health and Human Services for a total project cost of \$404,000.00.

August	City of Cape Girardeau Cape Girardeau, MO	Funding is for the City of Cape Girardeau 2023 JAG Application to procure public safety equipment, with \$11,974.00 being requested from the Department of Justice for a total project cost of \$11,974.00.
September	East Missouri Action Agency, Inc. Park Hills, MO	Funding is for Head Start, with \$5,882,317.00 being requested from the Department of Health and Human Services and \$1,470,476.00 provided by the applicant for a total project cost of \$7,352,793.00.
December	Southeast Missouri Regional Planning Commission Perryville, MO	Funding is for replacement of one refuse hauler and one bucket truck used by the City of Fredericktown Public Works, with \$117,163.75 being requested from the Environmental Protection Agency and \$272,099.25 provided by the local funds for a total project cost of \$389,263.00.

**Difficulties Encountered:**

This is a routine function of the EDD, and no unusual difficulties encountered.

**3. Provide regular information to the District’s membership regarding funding opportunities for community, transportation, and economic development projects.**

**Accomplishments:**

During 2023, the SEMO RP & EDC continued to provide a variety of informational activities designed to keep the membership informed about grant opportunities and governmental actions that could impact the District. These included reports at Commission meetings, news releases, and up-to-date postings on the Commission’s website.

News releases are issued before meetings, listing topics on the agenda, special reports, or guest speakers. All news releases concerning meetings state that Commission meetings are open to the public and that the public is welcome to attend. News releases are provided to all print and broadcast news media in the District. All meeting agendas, meeting minutes and bulletins prepared by the EDD staff are also posted on the Southeast Missouri Regional Planning and Economic Development Commission’s website ([www.semorpc.org](http://www.semorpc.org)).

**Quantifiable Deliverables:**

Quantifiable deliverables included public notification of multiple funding opportunities. During the year, the Commission provided information about grant opportunities available through:



- Recreational Trails Program Grant
- Land and Water Conservation funds
- APRA
  - Industrial Site Development Grant
  - Tourism Grant
- Federal Home Loan Bank Affordable Housing Program
- USDA Urban Ag & Innovation Production
- EDA
- Safe Streets and Roads for All
- CDBG
- National Diesel Repower Grant (EPA DERA)
- Community Revitalization Grant
- County Jail Maintenance Grant

**Difficulties Encountered:**

This is a routine function of the EDD, and no unusual difficulties encountered.

**COORDINATION ACTIVITIES**

- 1. Staff will work with various agencies that deliver and/or fund community, transportation, and economic development projects; attend meetings and workshops hosted by various agencies; and serve as host for workshops on subjects of interest to the membership and public.**

**Accomplishments:**

During the year, the EDD staff met with civic and economic development organizations throughout the Region to share information and ideas related to economic and community development and to stay informed about local development needs. This included disseminating information regarding various projects and programs. These included attending various chambers of commerce and industrial development corporation meetings, meetings of REDI, the Workforce Investment Board of Southeast Missouri, the Ste. Genevieve Community Foundation, Southeast Metropolitan Planning Organization and Missouri Port Authority Association as well as meetings with the area wide County Commissioner and area wide City Administrator groups which focus on issues confronting Missouri counties and cities.

**Quantifiable Deliverables:**

Deliverables included participation in meetings with organizations dedicated to economic and community development on a wide range of issues. Meetings were held on a regular basis and in person. Economic recovery efforts were discussed at each meeting as well as the status of various state recovery grant programs that were funded through ARPA as well as new programs under IJJA and BIL.

### **Difficulties Encountered:**

The pace of recovery programs during the year has been fast and ever evolving. Preliminary discussions on some programs would change from draft form to the final NOFO for the program. This made communication on these programs sometimes difficult as the changes from draft to final, as well as the pacing, made large differences in the ability of local governments to successfully apply.

- 2. Continue to actively participate in MACOG (Missouri Association of Councils of Governments) meetings and activities, which include coordination with other Economic Development Districts in the State of Missouri, and the Missouri Department of Transportation.**

### **Accomplishments:**

The EDD staff participated actively in meetings of the Missouri Association of Councils of Governments (MACOG) during 2023. The Missouri Association of Councils of Governments is the statewide organization representing Missouri's 19 regional planning commissions and councils of government. These professional planning organizations represent the entire State of Missouri and are committed to enhancing the state's economic development.

### **Quantifiable Deliverables:**

Quantifiable deliverables included active participation in the MACOG meetings, which are usually held in Jefferson City, and are attended by the Executive Director or other members of the staff. The Executive Director attended all MACOG meetings in 2023 and during the year was nominated for President of the executive board.

### **Difficulties Encountered:**

No difficulties were encountered during 2023. Meetings were held in person with a virtual option to allow for the most flexibility for board members.

- 3. Maintain and regularly update the District website which provides meeting notices, meeting minutes, current plans prepared by the EDD and various detailed information about the District.**

### **Accomplishments:**

The staff routinely maintains and updates the District's two websites, [www.semorpc.org](http://www.semorpc.org) and [www.semogis.com](http://www.semogis.com). The main RPC site provides information on local governments, demographics, and upcoming meetings and other activities of the EDD, while the [www.semogis.com](http://www.semogis.com) site provides GIS data to local officials and residents. The District completed a redesign of [www.semorpc.org](http://www.semorpc.org) in 2022 greatly improving its capability to maintain current and accurate information as well as making it accessible to multiple device types.

The EDD website currently provides information about the staff, the variety of services offered by the Planning Commission, and effectively promotes the positive aspects of the District.

**Quantifiable Deliverables:**

Deliverables include maintenance of the EDD website, the [www.semogis.com](http://www.semogis.com) website, and the posting of meeting notices, agendas, GIS data, and plans.

**Difficulties Encountered:**

No significant difficulties were experienced during the year. The EDD continues to learn best practices for updating the new [www.semorpc.com](http://www.semorpc.com) website. The new website is more accessible for updates, but has a different interface that staff are learning to use.

**4. Coordinate activities to develop a regional industrial park.**

**Accomplishments:**

The Southeast Missouri Economic Development District formed a Multi-County Site Selection Committee in 2010 to promote industrial sites in Iron, Madison, St. Francois, and Ste. Genevieve Counties. The Multi-County Site Selection Committee is made up of county commissioners and business leaders from the four counties. The Committee continues to focus on these properties with potential for development as well as other opportunities in the Region.

The Parkland REDI was formed through the RPC and developed an economic development plan for the four-county area. The members of the REDI have begun implementing the actions prescribed in the EDP, including conducting Business Retention & Expansion meetings with local businesses and meeting with marketing firms. Additionally, in 2023 the Parkland REDI group enlisted the aid of a consultant to assist with Economic Development activities in the participating counties.

**Quantifiable Deliverables:**

Quantifiable deliverables include the Bonne Terre site maintaining the Ameren ELITE Industrial Park Certification and information about the site will be available in the building/site database on Ameren’s website ([www.ameren.com](http://www.ameren.com)). The site is also listed on the Location One website ([www.locationone.com](http://www.locationone.com)). Deliverables also include regular meetings of the Parkland REDI and discussion on efforts to support the Parkland REDI Economic Development Plan. The Parkland REDI website [www.parklandredi.com](http://www.parklandredi.com) has continued to be updated during the year with new demographic data added with the aid of the hired consultant. The website is to be used for marketing and promotion of the available sites and development opportunities of the region. The EDD and consultant continue to work to get a site certified with the State of Missouri Department of Economic Development in the area.

### **Difficulties Encountered:**

EDD staff time continues to be limited to work with the Parkland REDI group. The number of meetings decreased during the year due to scheduling and location conflicts as well as changes to local officials. Also, the progress of the site certification stalled during the year due to issues related to a Phase 2 environmental study. The Phase 2 was abandoned due to concerns of the property owners and the delays in the application will necessitate new data collection before the site can be submitted. The addition of the consultant has helped with these issues, however budgetary support from the Counties is waning and it is currently unknown if they will be able to continue at their current capacity.

## **SOCIO-ECONOMIC RESEARCH, ANALYSIS AND PROJECTIONS**

### **1. Continue to gather and analyze census data, population projections and current employment data.**

#### **Accomplishments:**

The SEMO RP & EDC continues to participate in the Missouri Census Data Center (MCDC) Affiliate Program. This program provides access to census data by the Commission, and under the agreement with MCDC, the Commission provides this information to local units of government, businesses, industries, and individuals.

The EDD established and continues to maintain a presence on the Location One Information System (LOIS) website. LOIS is a real-time online economic development site selection tool which currently serves thousands of communities in all 50 states. The EDD site includes extensive economic and demographic information, including average wage, business growth status, environmental information, leading employers, taxation, demographics, quality of life, labor force, occupational wage data, four-year institutes, community colleges, vocational-technical centers, business support services, international resources, research centers, and transportation.

The staff has also established a series of performance measures for the District. These include comparative changes in population, employment, retailing, manufacturing, sales tax distribution, FDIC insured deposits and assessed valuations which are updated annually, increases, or decreases in the tourism and health care and social assistance sectors as additional performance measures. Additionally, the staff tracks school performance data from all school districts in the EDD and the number of homeless students in each school district.

#### **Quantifiable Deliverables:**

Quantifiable deliverables included fulfilling requests for economic and demographic information from local governments and businesses. The EDD staff

responds to regular requests from units of government, businesses, and students for various types of economic or demographic information. Deliverables also included providing information about the largest employers for counties to customers. Performance measures for all counties were also updated. The EDD obtained a subscription to EMSI in partnership with MACOG to view economic and labor force data and share with members. Additionally, the EDD worked in coordination with the Farmington Tourism Board and Perry County Development Corporation to obtain a one-year subscription to Placer.AI data. This data has been accessed several times over the year to help quantify impacts of local events in the region.

### **Difficulties Encountered:**

More detailed and granular data is needed to help the RPC and its members better understand the demographic and economic fabric of the area and provide more useful insights into changes occurring in communities and the region. Census ACS data continues to be challenging for rural areas with margins of error sometimes being as high as the population of a given area. Additionally, the costs of the additional data services are continuing to climb and are difficult to maintain without partnerships to spread these costs.

### **2. Staff will continue to provide economic and demographic information as requested.**

### **Accomplishments:**

In the past 12 months, SEMO RPC staff continued to provide economic and demographic information as requested. The EDD received various requests from both local economic developers and potential new businesses and are project specific. As part of the Southeast Missouri Economic Development District's continued commitment to the federal Economic Development Administration, staff at the SEMO RPC have developed a series of performance measures. These measures are updated on an annual basis and made available to the SEMO RPC membership.

### **Quantifiable Deliverables:**

Quantifiable deliverables from the past year include providing unique demographic and economic information, as requested. The district updates the performance measures annually and include increases or decreases in county and city population, local employment, FDIC insured deposits as well as significant or minor changes in employment and wages in manufacturing, retail activity, the tourism industry, and health care. These and other performance measures are included in the comprehensive economic development strategy annual report. This report is posted on the EDD web site. Staff also maintain a spreadsheet which details the area's civilian work force, the number of individuals employed, the number of individuals unemployed, the unemployment rate, or percent, for all of the counties which are a part of the EDD. This information is available via email to anyone who requests to be on the local mailing list.

## **Difficulties Encountered:**

The requests for data as well as the questions asked by local communities have clearly shown a need to provide more detailed, specific, and granular data to help the RPC and its members gather an improved and better understanding of the most recent demographic information and economic trends in the SEMO RPC area to provide more useful insights into changes occurring in communities as well as the entire region. However, many of the data sources require paid subscriptions, which will be difficult for the EDD to budget for in the next few years.

## **SUSTAINABILITY PROGRAM SUPPORT**

- 1. Continue Environmental Quality Committee efforts to address air and water quality issues within the Southeast Missouri Economic Development District.**

## **Accomplishments:**

During the past year, EDD staff continued to work with the Environmental Protection Agency (EPA) to meet the requirements of the Ozone Advance Program. The EDD also continued to support the Air Quality group from East-West Gateway in the St. Louis metropolitan area. While not directly involved in their efforts, the EDD is in communication with this group to support their efforts and discuss issues affecting both areas. In addition, EDD staff provided monthly updates regarding ground-level ozone readings to all interested parties specifically including all local news media. EDD staff also provided staff support at meetings of the standing Environmental Quality Committee of the EDD.

The final reports from the area's monitors found that both the Farrar (Perry County) and Bonne Terre (St. Francois County) monitors had higher readings than the previous year. The hypothesis for this increased value can be attributed to forest fires in Canada and rising global temperatures. However, they were in still compliance for the 2023 season and for the 2022-23 Design Value. The current National Ambient Air Quality Standard (NAAQS) for ground-level ozone, on October 1, 2015, is set at 70 parts per billion (ppb) allowable ozone for the eight-hour average. The monitors reported design values of 68 ppb for the Bonne Terre monitor (Ste. Genevieve County) and 71 ppb for the Farrar monitor (Perry County). The design values for the Bonne Terre monitor have changed from 63 ppb to 68 ppb, while the Farrar monitor has changed from 64 ppb to 71 ppb.

Work continued to develop internal expertise in the various other categories of air pollutants identified last year. Specifically, this included work to familiarize staff with:

- Particulate matter regulations.
- Agricultural-related regulations.
- Cross-State Transport Rule implementation regulations.
- Particulate Matter regulations.

- Sustainability regulations; and,
- Such other regulations as may have an impact on the local economy.

During 2023, the EDD continued to monitor any changes in regulations from EPA and keep the Board, members of the Environmental Quality Committee, interested parties, and the news media informed.

During the past year, EDD staff continued to work with the Missouri Department of Natural Resources on water quality issues. The Environment Quality Committee assisted in bringing issues and concerns to the forefront of discussions. The EDD has also been engaged with local watershed committees in addressing water quality issues, with the Perry County Karst group being the most active.

#### **Quantifiable Deliverables:**

Deliverables included monthly reports of the monitor readings throughout the state provided to a wide mailing list of the Environmental Quality Committee and interested parties. Staff updated the Committee on various legislative and DNR rule proposals, as well as investigated options to assist with on-site wastewater issues.

#### **Difficulties Encountered:**

Participation in the Environmental Quality Committee continued to be low during the year. Additionally, because the EPA has announced that they do plan to review the NAAQS in the future with a reduction potential in the standard, It is possible for the EDD to be at risk of being a non-attainment area.

- 2. Continue to work with local governments and other interested groups to address EPA ozone standards and other regulations affecting the Region.**

#### **Accomplishments:**

The efforts of the EDD staff during the year were limited to regular reports on the status of ozone monitors within the District. The EDD maintained contact with the region to the north and kept informed of the air quality issues affecting the St. Louis metro area.

#### **Quantifiable Deliverables:**

Quantifiable deliverables included meetings of the Environmental Quality Committee and the reports of monitor readings provided to all interested parties.

#### **Difficulties Encountered:**

This is a routine function of the EDD, and no unusual difficulties encountered.

**3. Provide administrative and technical support to the Missouri Department of Natural Resources and the U. S. Environmental Protection Agency in implementing Clean Diesel programs.**

**Accomplishments:**

The EDD worked on aiding interested groups in applying and obtaining funding for clean diesel programs.

**Quantifiable Deliverables:**

The EDD continued to work with the region to encourage members to apply of Clean Diesel programs. The EDD helped complete one proposal for fleet and truck replacements.

**Difficulties Encountered:**

The EDD did not encounter difficulties with the project.

**DISASTER PREPAREDNESS AND RECOVERY**

**1. Continue efforts to assist members with disaster recovery and mitigation efforts.**

**Accomplishments:**

The EDD staff continues to be committed to assisting counties, cities, and other entities in the District to prepare to respond to natural and other disasters, and to minimize injuries and loss of life. In 2023, the SEMO EDD staff finalized work on the updates to the Madison County All-Hazard Mitigation Plan and began preliminary work on the HMPs for Bollinger, Iron, Perry, Ste. Genevieve, and St. Francois Counties. The plans included vulnerability assessments for a range of natural disasters including earthquakes, tornados, floods, winter storms, drought, heat waves, dam failures and wildfires.

Since the preparation of the mitigation plans, the EDD has continued to expand efforts for natural and manmade disasters through its work with the Regional Homeland Security Oversight Committee.

**Quantifiable Deliverables:**

Quantifiable deliverables in 2023 included the purchase of SEMO HazMat emergency response supplies, structural collapse supplies, Communication Vehicle services, and funding of CERT program instruction classes. During the year, the EDD staff finalized work on the Madison County Hazard Mitigation Plan and began work on five others.



### **Difficulties Encountered:**

The CERT training caught up on classes after the long-term impact of coronavirus and shutdowns. All other projects have been impacted by supply chain issues which has inflated costs across the board.

- 2. Continue to provide direct technical assistance in implementing Homeland Security goals in the District, including overseeing the distribution of emergency equipment that may be necessary in the event of a catastrophic event.**

### **Accomplishments:**

The SEMO EDD has been involved with the Regional Homeland Security Oversight Committees since their inception. Currently, the Planning Commission provides administrative and fiscal oversight for the Region E Homeland Security Oversight Committee. The Commission's staff is responsible for coordinating meetings, notifying members, taking minutes, submitting applications to the state for funding, developing specifications for any equipment obtained, taking bids, awarding contracts, and paying vendors. The staff is also responsible for keeping track of which entities receive equipment and reports a biannual inventory to the Missouri Office of Homeland Security.

It is the responsibility of the Regional Homeland Security Oversight Committee to ensure that those receiving equipment have personnel trained in its use and deployed in times of emergency. The staff also participates in Homeland Security Advisory Committee virtual meetings to report on the training activities and equipment deployments that have occurred throughout the Region, State and Nation. At these meetings, updates are given on the efforts by various departments at the state level to better prepare for any natural or manmade disaster.

As part of its responsibilities, the staff hosted quarterly meetings, including the preparation of meeting agendas, minutes, and financial reports. The financial reports and Regional Homeland Security Oversight Committee activities are also reported at the EDD monthly board meetings. The SEMO EDD staff has contracted to continue to provide staff support services during the coming year.

### **Quantifiable Deliverables:**

Quantifiable deliverables include administrative and fiscal support for the Region E Homeland Security Oversight Committee which includes Bollinger, Butler, Cape Girardeau, Dunklin, Iron, Madison, Mississippi, New Madrid, Pemiscot, Ripley, Scott, Stoddard, and Wayne Counties. Homeland Security projects completed during FY 2023 included:

- Funded satellite support for two command vehicles for Region E
- SEMO HAZMAT supplies for emergency response for 3 Homeland

Security Response Teams

- Funded CERT program instruction classes for the Region
- Purchased structural collapse equipment for the Homeland Security Response Teams
- Purchased Search and Rescue motorized camera system.
- Exercised equipment as part of regional readiness

During 2023, the EDD staff attended a total of four meetings in Sikeston for the Region E Homeland Security Oversight Committee and three virtual State regional planners' meetings. EDD staff attended two Office of Homeland Security meetings in Jefferson City for grant training. Staff participated in four quarterly teleconference meetings with the Office of homeland Security.

**Difficulties Encountered:**

This is a routine function of the EDD, and no unusual difficulties encountered.

**3. Continue updating Hazard Mitigation Plans.**

**Accomplishments:**

In 2023, the SEMO EDD completed the update to the Madison County Hazard Mitigation Plan. EDD staff conducted multiple meetings and consulted with local agencies and sources to develop the plan.

**Quantifiable Deliverables:**

EDD staff conducted meetings with local and state officials and the public in 2023 as part of the Madison County plan update process.

**Difficulties Encountered:**

No difficulties encountered.

**4. Staff will participate in continuing education opportunities related to disaster preparedness and response.**

**Accomplishments:**

During the year EDD staff participated in a number of webinars and other training opportunities related to disaster preparedness hosted by state and regional agencies. Staff participated in four Homeland Security.

**Quantifiable Deliverables:**

Deliverables included participating in webinars related to disaster preparedness or disaster recovery, participating in four homeland security meetings which included

training. Education opportunities are shared with the EDD Board to increase the overall preparedness education of the region.

**Difficulties Encountered:**

No difficulties encountered.

**5. Staff will aid in developing a seven-county GIS map displaying data to be used in the event of natural and other disasters.**

**Accomplishments:**

During the year, staff further updated and developed data into informational layers for use in emergencies and disaster situations.

**Quantifiable Deliverables:**

Deliverables include data layers of fire departments, police and sheriff departments, red cross shelters, storm shelters and school buildings.

**Difficulties Encountered:**

Available data for small communities is limited, and constraints of aging equipment made addressing some of the specific needs or questions of these communities difficult or impossible at this time. Access to more information for data and upgraded hardware/software will be needed in the future for further progress.

## **SOLID WASTE MANAGEMENT**

**1. Work to retain local control over recycling, reduction, and re-use programs for solid waste.**

**Accomplishments:**

This work element involved work with the Missouri Solid Waste Advisory Board to meet reporting requirements to the legislature.

**Quantifiable Deliverables:**

Staff provided review and editorial assistance as the Solid Waste Advisory Board prepared reports to the Missouri Legislature.

**Difficulties Encountered:**

Many regulations regarding the management of the SWMD are currently under review due to a lawsuit filed by the St, Louis District in which DNR lost the case.

## **2. Provide administrative and technical support to the Solid Waste Management District with organizations working on recycling, reduction, or re-use projects.**

### **Accomplishments:**

The EDD staff continued to provide direct support to the Southeast Missouri Solid Waste Management District (SWMD) as it has since the District was established in 1996. Technical support in 2023 included arranging monthly meetings, preparing meeting agendas, managing the accounting system, providing regular financial reports, managing the administrative portions of a grant call, and preparing a District administrative application for submittal to the Missouri Department of Natural Resources.

### **Quantifiable Deliverables:**

Deliverables included arranging and facilitating meetings, managing the accounting system, preparing financial reports, providing regular financial reports to the SWMD Board, completing a grant call resulting in the awarding of six grants that support recycling or educational organizations, and submitting the district administrative application to the Missouri Department of Natural Resources. During the year, the Solid Waste Management District met ten times.

### **Difficulties Encountered:**

No difficulties were encountered.

## **REGIONAL GEOGRAPHIC INFORMATION SYSTEM (GIS)**

### **1. Conduct educational “user group” meetings and presentations.**

### **Accomplishments:**

The EDD staff continued to keep the membership informed of any training opportunities related to GIS as well as new services that were available. Presentations and demonstrations were performed for the user group by professional GIS users within the district or by group members. The new GIS Specialist began in August, she will continue where the previous GIS Specialist served on the committee, including tasked with coordinating the GIS Symposium.

### **Quantifiable Deliverables:**

The new GIS Specialist attended monthly MGISAC meetings virtually or in-person when available and conveyed relevant information to the user group.

### **Difficulties Encountered:**

The EDD’s previous GIS Specialist left at the beginning of the year, with the position vacant; responsibilities fell to the Executive Director.

**2. Provide graphic and GIS services to support grant applications prepared by the staff to support economic development projects.**

**Accomplishments:**

The staff continued to provide graphic and data support for various grant applications prepared by the EDD staff during 2023, including Land Water Conservation Funds. Creating maps with geographical information, project sites with dimensions, topography and satellite imagery for outdoor recreation, and park improvements. These maps provided the necessary information during the application process. Parks in Jackson located in Cape Girardeau County, as well as Desloge, and Bismarck located in St. Francois County.

**Quantifiable Deliverables:**

The staff prepared various graphics and data for insertion into grant applications. Land use maps as well as zoning, topographic, and location maps were also prepared for various projects throughout the year.

**Difficulties Encountered:**

No significant difficulties encountered.

**3. Staff will provide GIS and graphic services, and other technical support to economic developers, public officials and realtors working to promote business growth and job creation in the District.**

**Accomplishments:**

The GIS staff aided in mapping and providing information to economic developers, city, and county officials, as well as private developers, for use in attracting prospective employers that will contribute to regional development. The EDD continued to provide web maps and online application services to member county and communities to provide user friendly information of their GIS data to the public and internal use.

**Quantifiable Deliverables:**

During the year, the EDD staff assisted economic developers and engineers throughout the district with information and maps. This included development of topographic maps from LiDAR data derived from state-wide flights and in-house drone operations. As well as multiple web maps produced for the regions MPO. Examples: traffic accident heatmaps, sidewalk & cross walk, traffic light locations, land use information, and statewide regional counties with EDD's and MPO counties and districts.

**Difficulties Encountered:**

The new GIS Specialist will be required to obtain a certification with the FAA to legally operate drone services, as well as training for use of the drone's software and hardware to maintain quality data collection.

**4. Assist in coordinating statewide implementation of geographic information systems through participation in Missouri GIS Advisory Council.**

**Accomplishments:**

The GIS Specialist met with the Missouri GIS Advisory Council by teleconference or in-person when available.

**Quantifiable Deliverables:**

The above-mentioned accomplishments are the only quantifiable deliverables for this scope item.

**Difficulties Encountered:**

No significant difficulties encountered.

**5. Work with members to map infrastructure and provide geographic analysis assistance.**

**Accomplishments:**

The staff updated utility maps for cities within the district. These maps utilize Global Positioning Technology to locate and attribute system components. Staff also conducted an ADA self-assessment of city owned sidewalks in the City of Perryville. The new GIS Specialist began working with the City of Perryville to further collect utility data for provided maps, including formatting of user-friendly field maps for easy data collection done by field crews working for the city.

**Quantifiable Deliverables:**

Utility maps have continued to update for the water, sewer, and gas systems for the City of Perryville. Most of this data has been made available through the EDD ran website, [www.semogis.com](http://www.semogis.com), This allows for elected officials, community staff, and field crews quick access to this data via computer or mobile device.

**Difficulties Encountered:**

As the push for transition from ArcMap to ArcGIS Pro continues due to discontinuation of software updates and support, most current databases and maps will need to be transferred, updated, and thoroughly examined to ensure all remains accurate.

**1. The EDD staff will provide continuing technical support for emerging technology to meet the needs of the Economic Development District.**

**Accomplishments:**

The EDD staff continued to provide ongoing technical support for the technology campus and small business incubator project during 2023. The building is located at 108 Industrial Drive in Bonne Terre. Staff continued to be involved in meetings during the year with officials of St. Francois County and the St. Francois IDA regarding the expansion of the technology campus and incubator. The RPC is also assisting the St. Francois County IDA with ongoing process of making a former orchard property in Bonne Terre, MO to become recognized as a Missouri Certified Site through the Department of Economic Development.

**Quantifiable Deliverables:**

Quantifiable deliverables included direct technical support, a continuing search for funding to continue the development of the campus, and efforts to locate additional tenants. During the year, the staff attended a number of meetings related to the technology campus, a planned regional industrial park, and implementation of a USDA Rural Development Stronger Economies Together (SET). The group is currently pursuing the purchase of adjoining property to expand the campus.

**Difficulties Encountered:**

Scheduling and location conflicts limited the number of meetings that were able to be held for the Parkland REDI group. Also, concerns of the Orchard site property owners over environmental reviews have delayed the application for site certification to Missouri DED. This application is still pending completion; however Parkland REDI has contracted with a part-time Economic Development professional to assist.

**2. The EDD staff will conduct a Delta Regional Authority informational meeting to acquaint public entities in the District with grant opportunities through the DRA.**

**Accomplishments:**

The EDD staff updates the Board of Directors monthly on Delta Regional Authority (DRA) activities and grant application deadlines, and holds a forum for cities, counties and other public entities interested in applying to the Delta Regional Authority for funding. Staff also offers to assist with preparing and submitting DRA applications. The Delta Regional Authority Public Forum was held on February 28, 2023.

In 2023, one entity in the Southeast Missouri Economic Development District submitted one application for funding from the Delta Regional Authority. The EDD staff assisted the local community with technical assistance and or assisted in writing and

submitted the application on behalf of the entity. The application was on behalf of the City of Cape Girardeau to renovate 2,258 square feet of a vacant building in the economically depressed “midtown/south side” neighborhood of Cape Girardeau to house a police sub-station and community training center.

**Quantifiable Deliverables:**

Quantifiable deliverables include an annual informational meeting about the Delta Regional Authority program, monthly updates to the Board of Directors about DRA activities, and assistance in preparing and submitting DRA applications.

**Difficulties Encountered:**

The Delta Regional Authority has undertaken the changing and updating of their grant application and administrative portal. They have experienced setbacks which has made the portal inaccessible for several months at the end of 2023. Currently, the portal is still being revised and cannot be used.

**3. Provide technical support for the prioritization of transportation needs of all modes in the EDD and continue to update the comprehensive transportation plan for the District.**

**Accomplishments:**

The EDD continued to provide technical support and coordinating services to the Southeast Missouri Transportation Advisory Committee (TAC) during 2023. Meetings of the TAC were held in January, April, July, and October.

To keep the TAC informed, EDD staff continued to participate in a variety of meetings hosted by the Missouri Department of Transportation and MoDOT’s Southeast District staff. These included prioritization meetings, public meetings on planned transportation construction projects and Coalition for Safer Roadways meetings. The EDD staff is also an active participant in the Missouri Port Authority Association (MPAA) which represents the public ports in Missouri. During the year, staff developed a matrix for prioritizing future port projects for funding.

**Quantifiable Deliverables:**

Deliverables included ongoing support for the transportation prioritization process: scheduling TAC meetings, providing a central meeting place, taking minutes, and distributing meeting minutes. During 2023, four meetings of the TAC were held at the SEMO EDD offices as well as offered via streaming services. EDD staff participated in approximately forty meetings directly related to transportation issues in the District during the year. Through support from EDD staff, the TAC completed its prioritization of local transportation projects, and the needs list was submitted to MODOT.



**Difficulties Encountered:**

No difficulties encountered.

**4 Provide planning support to counties, communities, and regional organizations.****Accomplishments:**

EDD staff worked through 2023 to assist the Southeast MPO with updates to the Transportation Improvement Program (TIP), which is updated on a near monthly basis. EDD staff also serve as members of both the MPO's Board of Directors and Technical Planning Committee.

Research and analysis continued throughout 2023 on updating the city of Ste. Genevieve's comprehensive plan. This work includes land usage - both existing and future use - as well as community facilities, capital improvement plans, tourism, population projections, physical environment details.

Research and analysis continued throughout 2023 on updating the city of Desloge's comprehensive plan. Prior to this effort, the city's last comprehensive plan update was in 2000 and several changes within the city have taken place over those decades. Specifically for 2023, this work included population projections, physical environment details, the area's founding and history, land usage as well as updating the locations and existing conditions of community facilities, capital improvement plans, transportation, housing, economic analysis with strategic plans for implementation in the near to long-term future.

**Quantifiable Deliverables:**

EDD staff has worked throughout the year on monthly updates to the TIP planning documents and have attended over 24 MPO Board and Technical Planning Committee meetings. Maintenance of the TIP and Metropolitan Transportation Plan continue.

Multiple meetings were held in Ste. Genevieve and Desloge to gather community and staff input on the development of the Comprehensive Plans. Public surveys were also developed and conducted for both communities to gather additional input from the communities. Draft chapters of the Ste. Genevieve plan were developed.

**Difficulties Encountered:**

No significant difficulties encountered.

**5 The EDD staff will coordinate and provide technical assistance for counties and communities seeking MoDOT Transportation Alternative Program Funding and other MoDOT grants.**

### **Accomplishments:**

In 2012, Congress passed a new federal transportation funding bill, *Moving Ahead for Progress in the 21<sup>st</sup> Century (MAP-21)*. Under this legislation, Transportation Enhancements, Recreational Trails, Safe Routes to School, and Scenic Byways were wrapped into a single funding source called the Transportation Alternatives Program (TAP). When funding is available, the staff provides information to communities in the District about the TAP program through meetings of the Transportation Advisory Committee, and information is also disseminated directly to communities by MoDOT. Upon request, the EDD staff is available to assist communities in preparing and submitting applications for the TAP program, as well as other funding opportunities through MoDOT, such as BRO, Governor's Cost Share, and MoDOT Cost Share.

### **Quantifiable Deliverables:**

The EDD assisted multiple communities with their TAP applications and BRO applications, with multiple grants being awarded in the region for both programs.

### **Difficulties Encountered:**

No significant difficulties encountered.

- 6 Continue to work actively with the District's educational institutions, utility companies, economic development professionals, local economic development organizations, public works departments, various city and county boards and special districts to assist in solving community problems and addressing local needs.**

### **Accomplishments:**

The EDD staff is frequently asked to assist with specific projects or with specific problems. During 2023, the staff continued to respond to requests for assistance, particularly with grant preparation and administration. Those included assistance to the New Bourbon Regional Port Authority in administration of grant funds through the Missouri Department of Transportation's 5311 grant to assist with operational expenses of the Ste. Genevieve Modoc Ferry. The ferry also receives Ferryboat Funding through the Missouri Department of Transportation on a yearly basis which the staff administers.

Staff also aided Iron, Madison, St. Francois, and Ste. Genevieve Counties with the promotion of the area for more industrial attraction. The EDD also assisted with completion of several RFI submissions of properties to get specific sites in for consideration of the Missouri Partnership clients.

### **Quantifiable Deliverables:**

Quantifiable deliverables included providing continued direct technical assistance to Trelleborg Pipe Seals in the Bonne Terre Industrial Park. The business is in the

technology campus and small business incubator co- owned building by St. Francois County IDA and the EDD. The Parkland REDI website has continued to be maintained by the EDD with input from the local counties. The EDD also completed or assisted in submitting three separate RFI requests of sites withing the Parkland REDI area.

**Difficulties Encountered:**

No significant difficulties encountered.

- 7. Continue to assist the membership and other local entities with the preparation of grant applications to secure funding for infrastructure improvements which are necessary to assure continued economic growth.**

**Accomplishments:**

In 2023, one entity in the Southeast Missouri Economic Development District submitted an application for funding from the Delta Regional Authority. The EDD staff assisted the local community with technical assistance wrote and or assisted in writing and submitted the application on behalf of the entities. The application was on behalf of the City of Cape Girardeau to renovate 2,258 square feet of a vacant building in the economically depressed “midtown/south side” neighborhood of Cape Girardeau to house a police sub-station and community training center.

Grant staff is administering an on-going Missouri DED Community Development Block Grant for the City of Bonne Terre in the amount of \$500,000 for roadway improvements including pavement repair as needed, full width pavement milling, and an asphalt overlay for each road.

Staff has contracted with the City of Perryville to administer their Missouri Department of Natural Resources Land and Water Resources Outdoor Recreation grant to assist the city with the construction of Phase II of an all-inclusive ADA accessible playground in the amount of \$123,458 with a match of \$123,458 which was written by an EDD staff member.

Grant staff assisted the City of Leadwood, in St. Francois County with the writing and submission of a Missouri Department of Economic Development Community Development Grant funding application for a city-wide water system improvement project which includes treatment, storage and lines. The grant was awarded for \$750,000 in CDBG grant funds with USDA loans, grants, and city bonds of \$8,611,709 for a total project cost of \$9,361,709. The staff has also contracted with the city to administer the grant project.

Staff worked with the City of Jackson to submit a Missouri Department of Natural Resources, Division of State Parks, Land and Water Conservation Fund application in the amount of \$125,000 with \$125,000 in matching city funds to demolish an outdated non-ADA restroom facility and relocating and constructing an ADA restroom facility in the city’s Litz Park. The application is currently under review.

Staff worked with the City of Desloge to submit a Missouri Department of Natural Resources, Division of State Parks, Land and Water Conservation Fund application in the amount of \$86,087 with \$86,088 in matching city funds to replace two deteriorating restroom facilities and constructing a new restroom facility and new pickle ball complex with a paved parking lot in the city's Brightwell Park. The application is currently under review.

Staff wrote and was awarded an Economic Development Administration grant in the amount of \$63,000 with match funds of \$63,000 to coordinate and oversee an Industrial Market Analysis that will provide critical information to help grow and diversify the industrial economy in Southeast Missouri. SEMO RPC will work in partnership with Southeast Missouri Regional Economic Development, Inc. (SE MO REDi), Perry County Economic Development Authority (PCEDA), and Sikeston Area Economic Development Corporation (SAEDC). These organizations represent three communities joined by the I-55 corridor and Mississippi River working together to build a more regionalized approach to industrial and business attraction and development to improve the overall economic conditions of the region.

Staff wrote a Delta Regional Authority Planning grant for matching funds for the above project in the amount of \$63,000 to match the EDA funding. The application is currently under review.

The Village of Glenallen experienced severe property damage from a flood in August of 2023. Staff assisted Bollinger County, on behalf of Glenallen applied for and was awarded \$6,264,000 in funding through the USDA-Rural Development-Natural Resources Conservation Service to provide property flood buyout assistance to fifty-one properties in Glenallen. The staff has been contracted to administer the project.

#### **Quantifiable Deliverables:**

The staff continued to assist with the preparation of grant applications to secure funding for infrastructure improvements and grant administration necessary to assure continued economic growth.

#### **Difficulties Encountered:**

No difficulties were encountered.

**8 Continue to provide information about available resources to businesses and industries in the EDD and to collaborate with local communities and state and federal officials to assist with the delivery of tax-related and other incentive programs to support business growth.**

#### **Accomplishments:**

The staff of the EDD regularly provides information to the membership and

public about state and federal assistance programs available to support business and community growth and economic recovery. Information is communicated through verbal notification at meetings of the Board of Directors, published, e-mailed bulletins, notices, and the SEMO EDD website. The EDD has a long history of assisting with the establishment of TIF districts and is currently assisting with the ongoing management of thirteen TIF districts.

**Quantifiable Deliverables:**

Quantifiable deliverables include transmitting information as it becomes available and providing direct assistance as requested. During 2023, the staff provided information about opportunities afforded by the Delta Regional Authority, the Land and Water Conservation Fund and Recreational Trails Program, the USDA Rural Development Infrastructure Loans and Grants Program, the Missouri Community Development Block Grant program, the DRA Workforce Development program, the DRA Health Systems Development Program, the Federal Land Access Program, the Southeast Missouri Solid Waste Management District grant program, the Diesel Emission Reduction Act program, the Homeland Security grant program, Missouri Department of Transportation and Federal Highway funding.

**Difficulties Encountered:**

This continues to be a routine function of the EDD.

**9. Continue to support the development of economic clusters within the EDD which would lead to the creation of additional jobs.**

**Accomplishments:**

During the year, the EDD staff continued to support the New Bourbon Regional Port Authority in the development of the Port of New Bourbon. The port will facilitate the shipping of minerals, particularly limestone, granite, trap rock and silica by barge from the significant economic cluster of mineral processing facilities in Ste. Genevieve, St. Francois, and Perry Counties. The port made improvements by dredging out the harbor to provide fill to an area behind the dock which can be developed to support construction of warehouse/manufacturing/gran facilities. These improvements provide developable land for businesses to locate at the port.

**Quantifiable Deliverables:**

During the past year, the staff assisted with oversight of the harbor dredging and land fill to provide additional development sites. The Port worked is administered by the EDD staff.

**Difficulties Encountered:**

No difficulties were encountered.

**10. Continue to assist with coordinating and packaging the various types of financial assistance required to make necessary community improvement projects viable.**

**Accomplishments:**

The EDD staff provides technical assistance in coordinating financial assistance packages to all the public entities. During 2023, the staff continued to administer MoDOT Capital Improvement, Ferry Boat Discretionary, and MoDOT 5311 Ferry Boat grants related to the harbor dredging and land fill/development and Modoc Ferry operations for the New Bourbon Regional Port Authority's port.

The EDD staff continued to oversee the Southeast Missouri Revolving Loan Funds (RLF) and to provide technical assistance to the RLF Review Committee. The EDD revolving loans have become a primary tool for fostering economic development in the District. Meetings of the RLF Committee are held as necessary, and loans are frequently discussed at SEMO EDD Board meetings. In addition to the CARES EDA revolving loan funds, the EDD operates two other revolving loan programs with grant funds from the Missouri Community Development Block Grant Program and the Delta Regional Authority and the three recently defederalized EDA funds. The three defederalized EDA funds are still operated as loan funds.

**Quantifiable Deliverables:**

The staff continued to administer MoDOT Capital Improvement, Ferry Boat Discretionary, and MoDOT 5311 Ferry Boat grants related to the harbor dredging and land fill/development and Modoc Ferry operations for the New Bourbon Regional Port Authority's port. The EDD consolidated the legacy loan funds to reduce the administrative burden. The revolving loan fund committee approved nine loans in 2023 which accounted for \$232,300 in capital made available, leveraging more than \$500,000 in private funds and created or saved 13 jobs. The portfolio includes 51 active loans of more than \$1,900,000 in funds revolving regularly to provide new opportunities to small businesses in the region.

**Difficulties Encountered:**

No difficulties were encountered.

**11. Continue to monitor transportation/freight-related initiatives that would enhance the economic competitiveness of the District and recommend projects which should be supported by the EDD.**

**Accomplishments:**

In January 2023, the staff and Chairman of the New Bourbon Regional Port Authority participated in the annual Winter Conference of the Missouri Port Authority Association (MPAA) in Jefferson City, Missouri. Held in cooperation with the Missouri Department of Transportation, the conference is used as a forum to determine capital improvement needs for the state’s public ports for the next fiscal year and to explore what funding options the organization will pursue. The Port Authority is also participating in an ongoing effort to develop state legislation which would create a permanent funding stream to meet port capital needs.

**Quantifiable Deliverables:**

Quantifiable deliverables include monitoring freight-related initiatives and recommending action. The EDD has consistently supported efforts by the Maritime Administration of the U. S. Department of Transportation to develop a marine highway corridor system which would help reduce freight congestion by encouraging more freight to be shipped by barge. During the year, the staff assisted the dock operator, Missouri River Terminals, Inc. in handling new business for the Port and continues to search for additional new clients.

**Difficulties Encountered:**

No difficulties were encountered.

**12 The District’s community and economic development work will include professional development for EDD staff, including attending workshops, seminars, webinars, and other training programs.**

**Accomplishments:**

Continuing education is an integral and necessary component of the EDD’s professional development program. The Executive Director and other staff attended most meetings of the Missouri Association of Councils of Government (MACOG) in 2023. MACOG meetings frequently feature speakers with information about current issues, challenges, and opportunities for planning organizations. MACOG meetings are also attended by representatives of the Missouri Department of Transportation and the Delta Regional Authority. Other members of the EDD staff also attended a variety of educational workshops, seminars and meetings or webinars throughout the year.

**Quantifiable Deliverables:**

Quantifiable deliverables include workshops, seminars, meetings, or webinars in which the EDD staff participated. Combined, the EDD staff participated in hundreds of professional development opportunities. These are detailed in the following table.

Staff Member	Month	Type of Training
Jeremy Tanz Executive Director	January	MACOG Meeting
		GIS User Group Meeting
		Perry County Karst Water Quality Meeting
		Parkland REDI Meeting
		Bollinger County Broadband Meeting
		SEMPO Board Meeting
		Delta Leadership Institute Session 1
		Missouri Port Authority Association
	February	MACOG Meeting
		St. Francois County IDA board meeting
		MGISAC Meeting
		SEMPO Board Meeting
		SE Regional County Commissioners
		New Bourbon Port Board
	March	MACOG Meeting
		Delta Leadership Institute Session 2
		CDFA Intro to Bond Finance Web course
		SEMPO Board Meeting
		Bollinger County Broadband meeting
		Charging and Fueling Infrastructure Grant Webinar
		Missouri Innovation Council Board Meeting
		New Bourbon Port Board Meeting
		Zalma Broadband Townhall Meeting
	April	Perry County Karst Water Quality Meeting
		BIL/IRA Funding Opportunities Webinar
		ISP Statewide Stakeholder Meeting
		MACOG Meeting
		EDA Conference-Denver
		Environmental Quality Committee Meeting
		SEMPO Board Meeting
		Glen Allen Board Meeting
		Parkland REDI Meeting
		Delta Leadership Institute Session 3
	May	MACOG Meeting
		MGISAC Meeting
		Regional Broadband Stakeholder Meeting
SEMPO Board Meeting		



	Ransomware Tabletop Exercise
	SE Regional County Commissioners
	New Bourbon Port Board
	Hazard Mitigation Planning Training
	GIS User Group Meeting
	Desloge City Meeting
June	MACOG Meeting
	SE MO REDI/MEDC Regional Presentation
	Missouri Innovation Council Board Meeting
	MGISAC Meeting
	Delta Leadership Institute Session 4
	Bollinger County Broadband
	SEMPO Board Meeting
	Cyber Security Awareness Training
	New Bourbon Port Board
	Regional County Commissioner's Meeting
July	MACOG Meeting
	Perry County Karst Water Quality Meeting
	SE District Regional Bridge Committee
	SEMPO Board Meeting
	Delta Leadership Institute Session 5
August	MACOG Meeting
	GIS User Group Meeting
	Regional Port Authority/USACE Meeting
	MGISAC Meeting
	Regional County Commissioner's Meeting
	New Bourbon Port Board
	Perry County Development Corporation Meeting
	Meeting with State Representative Dale Wright
	EPA Diesel Emission Reduction Act Webinar
September	HUD Pro Housing Webinar
	Local Hazard Mitigation Planning Training SEMA
	MACOG Meeting
	Environmental Quality Committee Meeting
	Delta Leadership Institute Session 6
	Parkland REDI meeting
	St. Louis Geo SWRM Conference
	Southeast Missouri GIS Symposium

		SEMPO Board Meeting
		Perry County Development Corporation Meeting
		Missouri Innovation Council Board Meeting
		Southeast Missouri Chambers Round Table Discussion
		New Bourbon Port Board Meeting
		Village of Glen Allen meeting
	October	Perry County Karst Water Quality Meeting
		St. Francois County IDA Board meeting
		SEMO Broadband Cluster Review
		MACOG Meeting
		MGISAC Meeting
		MACOG Professional Development Retreat
		Regional County Commissioner's Meeting
		New Bourbon Port Board Meeting
		City of Bismarck/Industry Meeting
		DRA Delta Summit
	November	MTC Regional Node Grant Discussion
		City of Frohna Council Meeting
		MGISAC Meeting
		SEMPO Board Meeting
		DHSS Pedestrian/Active Transportation meeting
		CM2AE Tech Hub Stakeholders Web meeting
		Perry County Development Corporation Meeting
		911 GIS Data Remediation Grant Webinar
	December	St. Francois County IDA board meeting
		MACOG Meeting
		Cape Girardeau Downtown Revitalization Grant meeting
		New Bourbon Port Board Meeting
		Perry County Development Corporation Meeting
		CM2AE Tech Hub Stakeholders Web meeting
	SEMPO Board Meeting	
Drew Christian Deputy Director	January	MPO meetings (2)
		FAST Act Conference Call
		Perry County Karst Meeting
		Roadway Safety Coalition Meeting
		Transportation Advisory Committee (TAC) Meeting

	Regional Commissioners Meeting
February	MPO meetings (2)
	MoDOT Statewide Planners Meeting
	FAST Act Conference Call
March	MPO meetings (2)
	Transportation Planners Webinar
	Earthquake Summit
	FAST Act Conference Call
April	MPO meetings (2)
	Hazard Mitigation Planning Webinar
	TAC Meeting
	Roadway Safety Coalition Meeting
	FAST Act Conference Call
May	MPO meetings (2)
	Drone Webinar
	Transportation Planners Conference
	Hazard Mitigation Planning Webinar
	Cyber Security Table Top Exercise
	FAST Act Conference Call
June	MPO meetings (2)
	FHWA Grant Webinar
	Transportation Planners Meeting
	Cyber Security Training
	Economic Data Webinar
	Regional Commissioners Meeting
July	MPO meetings (2)
	Hazard Mitigation Planning Webinar
	Roadway Safety Coalition Meeting
	Transit Planning Webinar
	TAC Meeting
August	MPO meetings (2)
September	MPO meetings (2)
	Rural Transportation Summit
	Roadway Safety Meeting
	Economic Data Webinar
	Drone Training

	October	MPO meetings (2)
		Roadway Safety Coalition Meeting
		Broadband Development Meeting
		TAC Meeting
	November	MPO meetings (2)
		MHTC Meeting
		Drone Training
		FAST Act Conference Call
	December	MPO meetings (2)
		Transportation Planners Conference
Erica Palmer Fiscal Officer	March	Fiscal Officers Meeting
	June	Fiscal Officers Meeting
	May	Auditor's Training
	September	Fiscal Officers Meeting
	December	Fiscal Officers Meeting
Margaret Yates Grant Administrator	January	MO Port Authority Association Winter Meeting
		EDA Progress meeting
	February	DRA LDD Annual Training
		DRA Workforce Development Application Training
		MO CDBG New Grantee Training
	March	MO DNR LWCF New Grantee Training
	April	MODOT 5311 Administrative Training
		MODOT LPA Certification
	May	MODOT 5311 Procurement Technical Training
		MODOT Port ARPA Funding Training
	June	CDBG Administrative Training
		MO Port Authority Association Summer Meeting
	July	EDA Recompete Application Training
	August	DRA multiple project site visits
		New Bourbon Port
	September	DRA RPC State of MO Application Reviews
		CDBG Hazardous Mitigation Application Training
		CDBG Downtown Revitalization Application Training
	October	DNR LWCF Administrative Training

		MSRV Community Navigation Impact Team
	November	CDBG Industrial Infrastructure Application Training
	December	Missouri River Community Navigation Impact Team
		CDBG Limited English Proficiency (LEP) Compliance
Leslie Seabaugh Economic Planner	January	SEMO EMA Quarterly meeting
		RPC Monthly Meeting
		RHSOC Region E Quarterly Meeting
	February	Disaster Lending
		Park Hills TIF training
		RPC Monthly Meeting
		MEDFA Legislative Update Session
	March	MACOG Homeland Security Planners meeting
		OHS quarterly meeting
		RPC Monthly Meeting
		CERT Coordinator interview session
	April	EDA annual conference
		RPC Monthly Meeting
		Heartland Economic Development Seminar
	May	SEMO EMA Quarterly meeting
		RPC Monthly Meeting
		RHSOC Region E Quarterly Meeting
		BRE training
	June	RPC Monthly Meeting
		RLF Committee meeting
		Security Awareness training
	July	Park Hills TIF training
		RPC Monthly Meeting
		OHS quarterly meeting
	August	SEMO EMA Quarterly meeting
		RPC Monthly Meeting
		RHSOC Region E Quarterly Meeting
		MACOG Homeland Security Planners meeting
		EDA Salesforce training
	September	RPC Monthly Meeting
		OHS quarterly meeting
	October	SHSP Compliance Workshop
		SEMO EMA Quarterly meeting
		RHSOC Region E Quarterly Meeting
	November	EDA Webinar
		MACOG Homeland Security Planners meeting

	December	RPC Monthly Meeting OHS quarterly meeting	
Alexandra Rios Regional Planner	January	EPA Advance Info Session, Air Quality Advisory NIST Conference	
		February	Climate Inclusion Training
	March	EPA Advance Partner Meeting	
	April	Community-Driven Planning Training	
	May	Hazard Mitigation Training	
	June	Empowering Rural America Meeting	
	July	Perry Karst Meeting, EPA Advance Meeting	
	August	Climate Action Funding Meeting	
	September	Local Mitigation Planning Training Environmental Quality Meeting	
		October	Perry Karst Meeting, EPA Advance Partner Meeting
	November	Hazard Mitigation Training	
	December	Hazard Mitigation Training	
Sarah Brown GIS Specialist	August	Started Employment at SEMO RPC RPC Monthly Meeting GIS User Group Meeting	
		September	RPC Monthly Meeting Southeast Missouri GIS Symposium
			October
	November	RPC Monthly Meeting	
	December	RPC Monthly Meeting	
	Daniel Winningham Regional Planner	January	RPC Meeting
		February	RPC Meeting
March		RPC Meeting Earthquake summit	
		April	RPC meeting
May		RPC Meeting Hazard mitigation training	
June		RPC Meeting	
July		RPC Meeting	
August		RPC Meeting	
September		RPC Annual Meeting	
October		RPC Meeting	
November		Hazard mitigation training	
December		RPC Meeting Hazard mitigation training	

**Difficulties Encountered:**

No difficulties encountered.

- 13. Staff will provide the technical assistance necessary to assist in creating or saving above-average paying jobs in the District.**

**Accomplishments:**

During the year, the EDD staff continued to make cities, counties, and businesses in the EDD aware of grant opportunities for funding infrastructure or other projects that might facilitate plant locations or expansions and result in job growth.

The Marquette Tech District Foundation, Inc. was awarded Delta Regional Authority funding in 2021 to provide training, mentoring and access to new sources of private capital to existing and startup entrepreneurs in all twenty-nine counties in the region, creating five new tech companies and ten immediate jobs. The project is on-going and has experienced a high level of success in training local people and matching them with regional businesses for on-the-job training and eventual permanent employment. The program continues to grow with local and nationally recognized companies.

**Quantifiable Deliverables:**

Grants and other technical assistance provided by the EDD staff during 2023 will result in the creation of 5 new tech companies, 10 new jobs through the Delta Regional Authority, when completed, in the Region and will leverage \$9,009,254 in leveraged funds. The EDD consolidated the legacy loan funds to reduce the administrative burden. The revolving loan fund committee approved nine loans in 2023 which accounted for \$232,300 in capital made available, leveraging more than \$500,000 in private funds and created or saved 13 jobs. The portfolio includes 51 active loans of more than \$1,900,000 in funds revolving regularly to provide new opportunities to small businesses in the region.

**Difficulties Encountered:**

No difficulties encountered.

- 14. The staff will continue to provide technical support in analyzing and assisting in the creation of enterprise zones.**

**Accomplishments:**

The EDD staff continues to be available to provide technical assistance to jurisdictions in the District seeking Enhanced Enterprise Zone designation. New and expanding businesses in Enhanced Enterprise Zone designated areas are eligible for state income tax credits and a 50% local property tax abatement for 10 years. In Missouri, 107

of 114 counties already have Enhanced Enterprise Zone designations. This assistance was not requested of the EDD staff during 2023.

**Quantifiable Deliverables:**

There were no deliverables related to Enhanced Enterprise Zone designation to report during 2023 because EDD staff assistance was not requested by any jurisdiction in the District.

**Difficulties Encountered:**

The EDD did not perform this service during the reporting period.

**15. The staff will continue to provide technical support to set up and administer Tax Increment Financing Districts.**

**Accomplishments:**

The SEMO EDD has been a leader in helping to develop and administer Tax Increment Financing (TIF) districts to support the economic growth of communities in the District. There are currently active TIF districts in the Cities of Desloge, Park Hills (four), Farmington (two), Perryville (two), Ste. Genevieve, Leadington, and Ironton. TIF districts exist in Cape Girardeau, Madison, Perry, St. Francois, Iron and Ste. Genevieve Counties. The EDD staff assisted with the development of all the TIF districts.

**Quantifiable Deliverables:**

The EDD staff has assisted with the development and administration of the twenty-two existing TIF districts in the SEMO EDD. The staff worked with the City of Bonne Terre to develop a TIF district in Bonneville Plaza that had been vacant for over 20 years. The EDD provide management assistance to Ste. Genevieve and Madison counties, the cities of Leadington, Park Hills, Jackson, Perryville and Ste. Genevieve. Staff also provided technical assistance to Desloge, Cape Girardeau, Farmington and St. Francois county.

**Difficulties Encountered:**

EDD staff has been involved with the establishment of TIF districts for over two decades, and no unusual difficulties were encountered.

**16. Assist in developing a plan for a regional high speed internet network.**

**Accomplishments:**

The SEMO EDD continues to work to help facilitate the growth of broadband internet access throughout the Southeast Missouri Economic Development District. The



EDD working in cooperation with MACOG were successful in obtaining grant funding for broadband feasibility studies throughout the State of Missouri. A contractor was selected in 2022 and several county clusters were identified to be the focus of these studies. This work was completed by the contractor in 2023. Additionally, the EDD is working with the Missouri Office of Broadband to provide outreach and stakeholder input to help formulate implementation programs utilizing forthcoming federal infrastructure funding to provide broadband services to all Missouri citizens.

**Quantifiable Deliverables:**

The EDD continues to promote programs and initiatives related to broadband development, implementation, and adoption. The EDD also attends local stakeholder meetings in the district and supports the Missouri Office of Broadband in their programmatic outreach. Additionally, during 2023 the Broadband Modeling and Engineering Feasibility study was performed by Reid Consulting Group under contract with MACOG. This study identified existing gaps in broadband services in several county clusters within the state including 4 counties in the EDD. This study also identified project areas to target for future grant funding as well as associated cost estimates for construction.

**Difficulties Encountered:**

Conflicts exist between telecom providers trying to provide service and some owners of utility poles impacting the rollout of new service in areas due to issues with pole attachment agreements. Local officials are supportive of expanding broadband, but have difficulty understanding their role in the process as grant funds are targeted toward telecoms who are providing the service.

**17. Pursue funding to update and expand the EDD website and web presence to increase data to prepare economic development packages to prospective companies to the Region.**

**Accomplishments:**

EDD staff continue to update information and data through its district and GIS websites. The EDD staff continues to pursue activities to help develop a regional website for the hosting and dissemination of local and regional information to foster economic development.

**Quantifiable Deliverables:**

Quantifiable deliverables include the update of demographic data on the Parkland REDI website to help promote that 4 county region, as well as data on the district and GIS websites.

**Difficulties Encountered:**

The new district website went live in late 2022 and as data was added and updated past year, there have been some features and formatting that has been found to be needed. These features were not identified during the initial construction of the site and the EDD is looking a possible funding to add this functionality.

**18. Continue support of NADO efforts and participation in training when possible.**

**Accomplishments:**

The Southeast Missouri Economic Development District has been a member of the National Association of Development Organizations (NADO) since 1974 and has participated actively in NADO training programs over the years. During the year, the EDD continued to align with NADO’s goals at the local level. These included community and economic development, rural development, transportation, and homeland security and emergency preparedness.

**Quantifiable Deliverables:**

During 2023, the EDD staff continued to directly support NADO’s goals including community and economic development, rural development, transportation, homeland security and emergency preparedness. Staff involvement with all these goals is documented throughout this report. EDD staff was also able to attend the NADO annual conference and participate in various training and networking events provided.

**Difficulties Encountered:**

No difficulties encountered.

**19. Provide professional development training to staff and board.**

**Accomplishments:**

The SEMO EDD regularly provides opportunities for professional development training for the staff and board. Staff members are encouraged to take time from daily work assignments to participate in conferences, workshops and training webinars hosted by a variety of agencies. Board members are regularly updated on a variety of issues at board meetings and meetings of the Revolving Loan Fund and Transportation Advisory Committees. Additionally, opportunities for professional development training by other agencies or companies are listed each month in the agenda which is provided to the Board of Directors and staff.

**Quantifiable Deliverables:**

Monthly meetings of the Board of Directors and the Revolving Loan Committee and four quarterly meetings of the Transportation Advisory Committee were held during

2023, all of which provided opportunities for professional development for staff and participating Board members. EDD staff participated in workshops, conferences, and webinars during the year, all of which contributed to further professional development. During the year, board members were alerted to dozens of professional development opportunities through monthly agendas provided by the EDD staff.

**Difficulties Encountered:**

No difficulties encountered.

**Evaluation**

In addition to measuring the organization’s success in achieving the various components of the CEDS Action Plan, the SEMO EDD uses other basic economic and demographic indicators to gauge its performance. These include the decrease or increase in an area’s population; increase or decrease in unemployment, using both the total numbers and an unemployment rate; the increase or decrease in a region’s retail sales, manufacturing, tourism, health care, the increase in FDIC-insured bank deposits; the number of jobs created as a result of direct technical assistance provided by the EDD staff; the amount of federal, state and local funding which was invested in the region’s infrastructure and other projects that were directly assisted by staff; and, finally, any increase or decrease in the assessed valuation of real property in each of the seven counties in the district.

**Population:**

The latest population estimates provided by the Missouri Census Data Center (MCDC) and Federal United States Census Bureau show populations residing in the Southeast Missouri Economic Development District have increased overall by 4,088 individuals, totaling 220,055 from 2013 to 2023: an increase of 2.5%. In 2020, the population growth reported a regional increase of 1.79%. The region’s population has remained at an increase of 2.5% each year, over the last three years. Counties that experienced notable decrease being Bollinger, Iron, and Perry. These counties have continued to experience a decline in population over the past decade, averaging -1,039 individuals from 2013 to 2023. Bollinger Co. being most notable at a decrease of -1,926 in the last decade. Conversely, the Counties of Cape Girardeau, Madison, St. Francois, and Ste. Genevieve continue to see increase, averaging 1,801 individuals since 2013. Cape Girardeau Co. has experienced the highest increase, growing by 5,369 individuals since 2013.

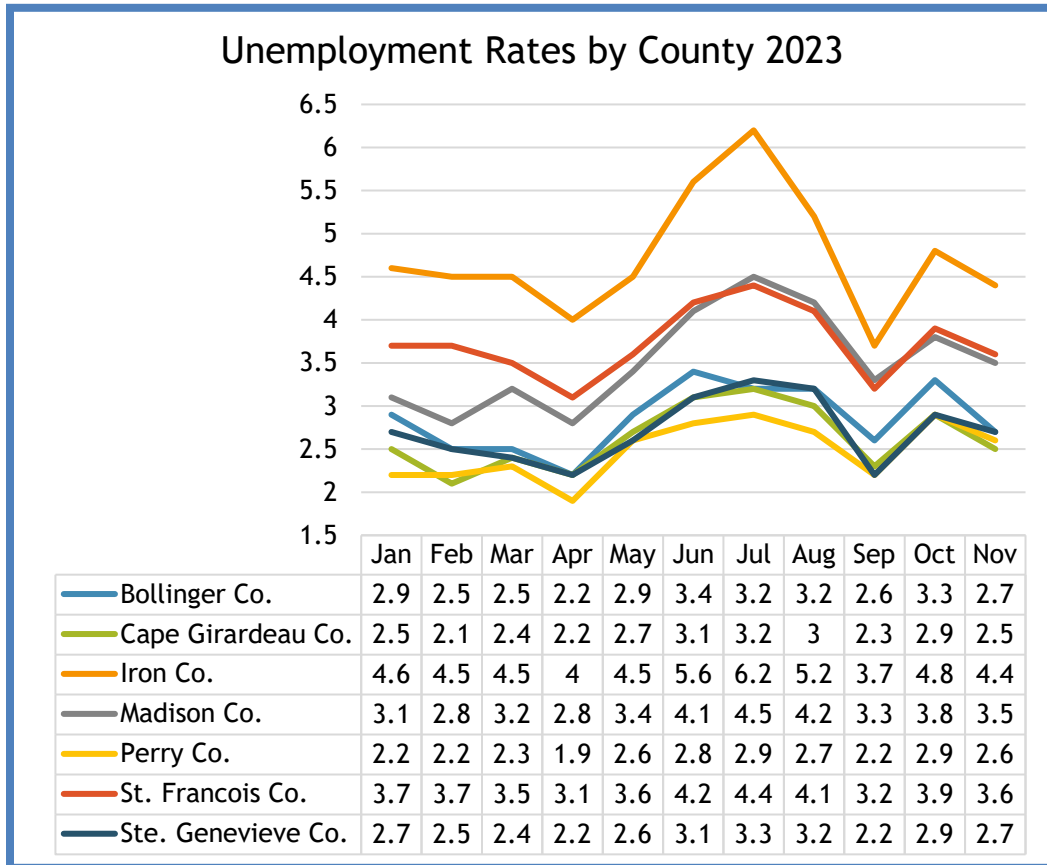
County	Population Estimates		Population Changes	
	2013	2023	Number	Percent
Bollinger	12,444	10,518	-1,926	-15.48%
Cape Girardeau	77,530	82,899	5,369	6.93%
Iron	10,344	9,414	-930	-8.99%

Madison	12,398	12,753	355	2.86%
Perry	19,118	18,858	-260	-1.36%
St. Francois	66,199	66,969	770	1.16%
Ste. Genevieve	17,934	18,644	710	3.96%
<b>Region</b>	<b>215,967</b>	<b>220,055</b>	<b>4,088</b>	<b>2.25%</b>

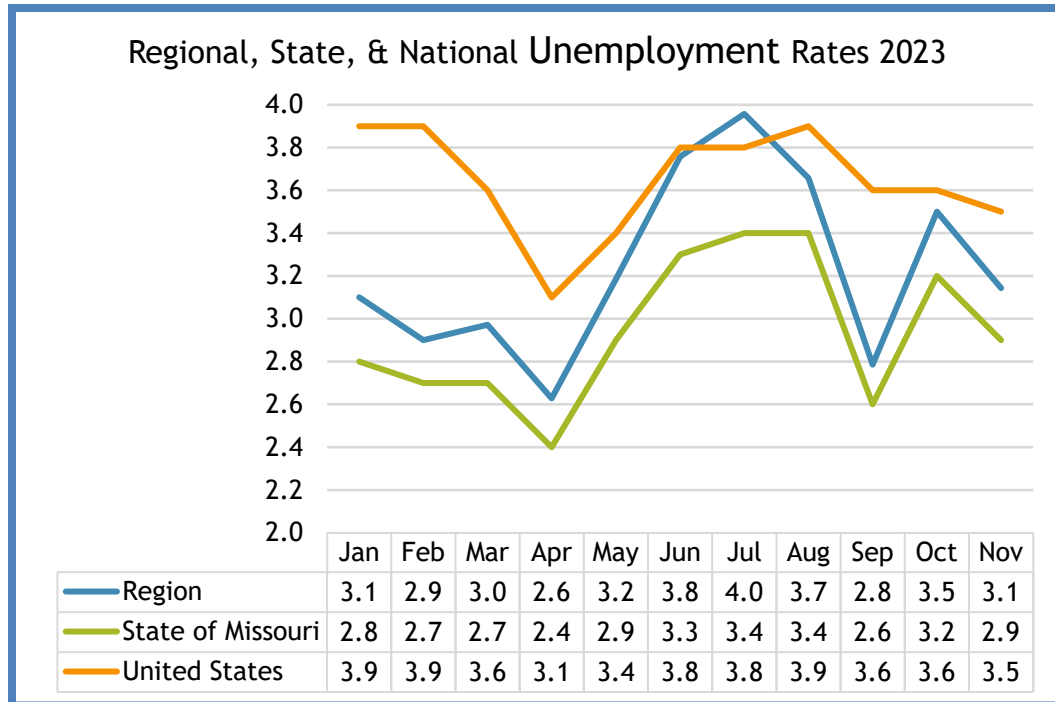
Source: United States Census Bureau County Population Totals 2013 & 2023

**Unemployment:**

Unemployment rates in the Southeast Missouri Economic Development District have decreased overall across the seven serviced counties. The county with the least unemployment was Perry Co. (range -1%) which matched the range of unemployment across the State of Missouri for 2023. Compared to the Iron Co. with the most unemployment throughout the year ranging -2.5%, the United States overall ranged -0.8%. The most notable unemployment spike through the seven-county region in 2023 occurred in July, with an average rate of 3.3% over all counties. Iron Co. recorded the highest unemployment rate in July at 6.2%, compared to the lowest unemployment rate for July, Perry Co. at 2.9%. Relative to the State of Missouri (3.4%) and the Country (3.8%).



Source: MERIC Local Area Unemployment Statistics, January through November 2023 Reports



Source: MERIC Local Area Unemployment Statistics, January through November 2023 Reports

#### Retail Activity:

Retail sales and employment in SEMO EDD grew at a steady pace during the ten-year period. from 2012 to 2022. Retail wages grew from \$506,661,349 in 2012 to \$737,373,762 in 2022, while the number of individuals employed in retailing also increased marginally at half a percentage point from 16,995 in 2012 to 17,778 in the previously recorded year. Iron and Ste. Genevieve counties experienced a slight drop in the number of retail employees. Where Cape Girardeau holds the highest number for employed individuals, and total wages in the retail and trade industry.

Retail Trade – Employment from 2012 to 2022								
County	2012				2022			
	Avg. Employment	Total Wages	Avg. Weekly Wage	No. of Firms	Avg. Employment	Total Wages	Avg. Weekly Wage	No. of Firms
Bollinger	400	\$12,315,407	\$592	50	518	\$24,634,771	\$914	49
Cape Girardeau	8,403	\$246,038,287	\$563	585	8,604	\$349,454,225	\$781	574
Iron	524	\$13,094,160	\$480	53	436	\$15,259,743	\$674	57
Madison	678	\$18,789,879	\$533	65	691	\$25,186,201	\$701	66
Perry	1,893	\$64,289,468	\$653	123	1,960	\$91,666,895	\$899	129
St. Francois	4,006	\$103,224,868	\$496	295	4,544	\$175,429,508	\$742	325

Ste. Genevieve	1,091	\$48,909,280	\$862	78	1,025	\$55,742,419	\$1,046	91
SEMO EDD Serv. Area	2,428	\$506,661,349	\$597	1,249	2,540	\$737,373,762	\$822	1,291

Source: Census of Employment and Wages Industry Information by NAICS Sectors, Numbers Based off Annual Reports for 2012 & 2022

### Manufacturing Activity:

Employment in manufacturing is among the highest paying in the district. The average weekly wage has continued to grow over all counties. Opposingly, in the last decade (2012-2022), the number of manufacturers (firms) decreased from 266 to 247, or -7.14%.

Manufacturing Activity - Employment from 2012 to 2022								
County	2012				2022			
	Avg. Employment	Total Wages	Avg. Weekly Wage	No. of Firms	Avg. Employment	Total Wages	Avg. Weekly Wage	No. of Firms
Bollinger	161	\$3,591,628	\$429	14	135	\$3,774,164	\$537	11
Cape Girardeau	3,596	\$180,484,796	\$965	103	3,853	\$247,872,710	\$1,237	90
Iron	396	\$24,127,560	\$1,173	20	381	\$24,289,487	\$1,226	12
Madison	406	\$12,319,882	\$584	14	682	\$28,960,186	\$817	16
Perry	3,319	\$112,595,810	\$652	34	2,656	\$123,341,416	\$893	37
St. Francois	1,723	\$61,763,451	\$689	51	1,605	\$79,837,369	\$956	53
Ste. Genevieve	1,363	\$65,329,515	\$922	30	1,448	\$102,322,745	\$1,359	28
SEMO EDD Serv. Area	<b>1,566</b>	<b>\$460,212,642</b>	<b>\$773</b>	<b>266</b>	<b>1,537</b>	<b>\$610,398,077</b>	<b>\$1,004</b>	<b>247</b>

Source: Census of Employment and Wages Industry Information by NAICS Sectors, Numbers Based off Annual Reports for 2012 & 2022

### Education and Healthcare Sector:

The Health Care and Education sector remains one of the fastest growing segments of the district's economy. Covering the previous decade of reports from 2012-2022, the number of firms more than quadrupled, while employment in the sector grew by 6.48%. The previous years' worth of data from 2022 was used for comparison in this report, as 2023 had incomplete reported data at this time.

## Education & Healthcare - Employment from 2012 to 2022

County	2012				2022			
	Avg. Employment	Total Wages	Avg. Weekly Wage	No. of Firms	Avg. Employment	Total Wages	Avg. Weekly Wage	No. of Firms
Bollinger	298	\$6,083,688	\$393	22	298	\$8,559,247	\$553	69
Cape Girardeau	8,971	\$437,410,196	\$938	290	9,713	\$577,206,381	\$1,143	845
Iron	480	\$11,833,542	\$474	27	801	\$20,302,254	\$488	376
Madison	568	\$10,217,546	\$346	23	493	\$16,187,827	\$632	103
Perry	742	\$15,346,975	\$398	49	698	\$26,494,968	\$730	109
St. Francois	3,838	\$113,816,209	\$570	177	3,800	\$147,697,810	\$747	581
Ste. Genevieve	411	\$8,849,095	\$414	32	497	\$15,717,801	\$608	75
<b>SEMO EDD Serv. Area</b>	<b>2,187</b>	<b>\$603,557,251</b>	<b>\$505</b>	<b>620</b>	<b>2,329</b>	<b>\$812,166,288</b>	<b>\$700</b>	<b>2,158</b>

Source: Census of Employment and Wages Industry Information by NAICS Sectors, Numbers Based off Annual Reports for 2012 & 2022

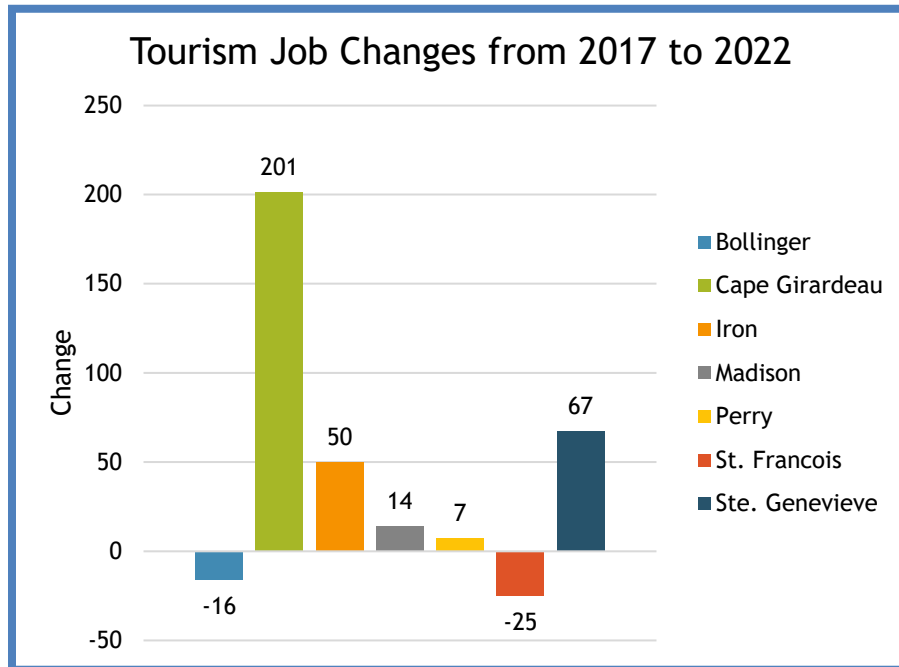
### Tourism:

Tourism contributes noticeably towards the EDD's economy, generating over \$442 million in tourism-related expenditures reported in 2022, and providing over 8,800 jobs. Comparing all counties, from 2017 to 2022 jobs increased by 298, and expenditures increased by \$83,992,324.

## Tourism-Related Expenditures & Related Employment

County	FY17		FY22	
	Expenditures	Employment	Expenditures	Employment
Bollinger	\$4,808,628	101	\$4,514,067	85
Cape Girardeau	\$194,167,015	4,449	\$240,263,180	4,650
Iron	\$5,772,996	179	\$9,261,416	229
Madison	\$10,194,602	285	\$12,786,320	299
Perry	\$27,061,235	635	\$27,716,351	642
St. Francois	\$98,649,193	2,396	\$125,622,565	2,371
Ste. Genevieve	\$17,758,064	494	\$22,240,158	561
<b>Region</b>	<b>\$358,411,733</b>	<b>8,539</b>	<b>\$442,404,057</b>	<b>8,837</b>

Source: Missouri Division of Tourism Annual Report FY2017/FY2022



Source: Missouri Division of Tourism Annual Report FY2017/FY2022

#### FDIC Deposits:

The last decade (2012-2022) of reported data from the FDIC includes numbers of financial offices and insured deposits in SEMO EDD. Showing a decrease in offices (-6) and an increase of deposits of \$2,733,848 across all seven serviced counties. Insured deposit growth in Southeast Missouri’s Economic Development District reflects financial stability among the economy.

### Offices and Deposits of FDIC Insured Institutions from 2013 to 2023

County	2013			2023		
	No. of Offices	Deposits (\$000)	Market Share %	No. of Offices	Deposits (\$000)	Market Share %
Bollinger	5	\$94,121	0.06%	3	\$138,095	0.06%
Cape Girardeau	38	\$1,640,629	1.09%	37	\$3,048,462	1.22%
Iron	7	\$115,473	0.08%	7	\$179,661	0.07%
Madison	7	\$208,288	0.14%	6	\$290,773	0.12%
Perry	9	\$477,632	0.32%	9	\$685,287	0.27%
St. Francois	24	\$889,223	0.59%	24	\$1,471,613	0.59%
Ste. Genevieve	8	\$376,848	0.25%	6	\$722,171	0.29%
<b>Total</b>	<b>98</b>	<b>\$3,802,214</b>	<b>2.53%</b>	<b>92</b>	<b>\$6,536,062</b>	<b>2.62%</b>

Source: Federal Deposit Insurance Corporation, County Summaries Deposit Market Share Reports, June 30th of 2013 and 2023



### Offices and Deposits of FDIC Insured Institutions Changes from 2013 to 2023

County	No. of Offices	Deposits (\$000)	Market Share %
Bollinger	-2	\$43,974	0.00%
Cape Girardeau	-1	\$1,407,833	0.13%
Iron	0	\$64,188	-0.01%
Madison	-1	\$82,485	-0.02%
Perry	0	\$207,655	-0.05%
St. Francois	0	\$582,390	0.00%
Ste. Genevieve	-2	\$345,323	0.04%
<b>Total</b>	<b>-6</b>	<b>\$2,733,848</b>	<b>0.09%</b>

*Source: Federal Deposit Insurance Corporation, County Summaries Deposit Market Share Reports, June 30th of 2013 and 2023*

#### Sales Tax Distribution:

Over the previous five years, (2018-2022), local sales taxes managed by the Missouri Department of Revenue remained steady and continued to grow across all seven Counties. Cape Girardeau and Perry Counties being the highest, nearly a quarter increase in percentages gained. Both counties also show the highest reported sales tax revenue, Cape Girardeau County being the highest at \$92,277,221. Notably, Iron County reports only percent in the negatives for percent gain at -11.95%. Iron and Bollinger Counties are noticeably lowest in sales tax over the five-year period. Local sales tax information provided by the Department of Revenue is displayed in the following exhibit.

### Missouri Department of Revenue Local Sales Tax Distribution by County 2018-2022

County	2018	2019	2020	2021	2022	Sales Tax (18-22)	% Gain (21-22)
Bollinger	\$1,159,858	\$1,145,626	\$1,164,537	\$1,239,519	\$1,308,425	\$6,017,965	5.56%
Cape Girardeau	\$14,916,285	\$14,758,933	\$14,847,959	\$21,597,289	\$26,156,755	\$92,277,221	21.11%
Iron	\$1,150,398	\$1,416,921	\$1,420,618	\$2,344,080	\$2,063,931	\$8,395,948	-11.95%
Madison	\$2,453,193	\$2,379,955	\$2,591,777	\$2,859,445	\$3,048,988	\$13,333,358	6.63%
Perry	\$5,213,056	\$5,048,178	\$5,134,448	\$5,748,117	\$7,127,798	\$28,271,597	24.00%
St. Francois	\$12,734,380	\$13,110,768	\$13,771,509	\$15,647,370	\$16,301,010	\$71,565,037	4.18%
Ste. Genevieve	\$4,435,818	\$4,763,448	\$4,833,383	\$5,247,531	\$5,627,435	\$24,907,615	7.24%
<b>Total</b>	<b>\$42,062,988</b>	<b>\$42,623,829</b>	<b>\$43,764,231</b>	<b>\$54,683,351</b>	<b>\$61,634,342</b>	<b>\$244,768,741</b>	<b>12.71%</b>

*Source: Missouri Department of Revenue, Tax and Fee Distribution Summaries, 2018-2022; Note 2023 data was not available at the time this report was completed*

**Assessed Valuation:**

All seven counties included in SEMO EDD have shown growth reflected in their assessed valuations. Regionally, the assessed valuations have increased by 36.90%, a total of \$1,267,116,197 in a five-year span (2018-2023). In the same five years, Iron Co. reported the lowest percent increase at 18.05%, oppositely Ste. Genevieve Co. reported the highest at 109.98%.

Assessed Valuation for Serviced Counties		
County	2018	2023
Bollinger	\$139,888,182	\$185,352,738
Cape Girardeau	\$1,373,549,593	\$1,718,790,329
Iron	\$206,222,883	\$243,455,305
Madison	\$122,902,861	\$154,096,047
Perry	\$359,259,427	\$446,985,233
St. Francois	\$765,035,514	\$972,045,617
Ste. Genevieve	\$466,669,848	\$979,919,236
<b>Region</b>	<b>\$3,433,528,308</b>	<b>\$4,700,644,505</b>

*Source: Missouri Association of Counties, Missouri County Assessed Valuations: 2018 & 2023*

County Assessed Valuation Changes		
County	Increase 2018/2023	Percent Gain
Bollinger	\$45,464,556	32.50%
Cape Girardeau	\$345,240,736	25.13%
Iron	\$37,232,422	18.05%
Madison	\$31,193,186	25.38%
Perry	\$87,725,806	24.42%
St. Francois	\$207,010,103	27.06%
Ste. Genevieve	\$513,249,388	109.98%
<b>Region</b>	<b>\$1,267,116,197</b>	<b>36.90%</b>

*Source: Missouri Association of Counties, Missouri County Assessed Valuations: 2018 & 2023*

**Difficulties Encountered:**

No difficulties encountered.

## **SCHEDULE STRATEGIC PROJECTS, PROGRAMS AND ACTIVITIES**

**Revolving Loan Fund Programs.** Among the programs available to assist continued economic growth are revolving loan fund programs. The EDD staff continues to oversee the Southeast Missouri Revolving Loan Fund and provides technical assistance to the RLF Review Committee. The EDD revolving loan funds have become a primary tool for fostering economic development in the District. Meetings of the RLF Committee are held as necessary, and loans are frequently discussed at SEMO EDD board meetings. The SEMO EDD currently operates three EDA-funded revolving loan funds. These three EDA funds were defederalized late in 2021 and the funds no longer hold a federal identity. The EDD still utilizes the funds as a revolving loan fund. The EDD operates two other revolving loan programs with grant funds from the Missouri Community Development Block Grant Program and the Delta Regional Authority. These five funds were consolidated to alleviate administrative burden and are operated as revolving loan funds. An additional revolving loan fund created by the CARES Act in 2020. The revolving loan fund committee approved nine loans in 2023 which accounted for \$232,300 in capital made available, leveraging more than \$500,000 in private funds and created or saved 13 jobs. The portfolio includes 51 active loans of more than \$1,900,000 in funds revolving regularly to provide new opportunities to small businesses in the region.

**Existing Economic Development Network.** One of the strongest components of the economic development thrust in the Southeast Missouri Economic Development District is the strong network of economic development specialists and industrial/economic development authorities and other agencies already in place and working for their respective counties and cities, many with full-time staffs. Industrial development authorities are created for the purpose of developing commercial, industrial, agricultural, or manufacturing facilities within the county or municipality for which they are organized. They also have the power to issue bonds to finance eligible projects.

The following entities have active industrial development authorities: Bollinger County, Cape Girardeau County, Cape Girardeau, Jackson, Iron County, Annapolis, Fredericktown, Perry County, St. Francois County, Farmington, and Park Hills. SE MO REDi provides economic development services to the greater Cape Girardeau area and the EDD is working on active an active project with them as well as in active discussions on future programs and assistance that can be provided. Ameren Missouri also provides economic development assistance through an economic development specialist located in the District. The Perry County IDA works closely with the EDD and EDD staff have collaborated with them for project development. The EDD continues to provide technical and organizational support for the Parkland REDI group that has shown tremendous cooperation between the four- county area within the district and is actively working to expand its marketing and recruitment efforts.

In addition to city and county industrial development authorities, there are two Small Business Development Centers (SBDC) in the District. These are located on the

campus of Southeast Missouri State University in Cape Girardeau and a second starting through the Farmington Regional Chamber office in Farmington. These SBDC's are staffed by business specialists who are uniquely qualified to help small businesses get started, develop, and thrive. The SBDC's offer training seminars and programs on a variety of business topics including starting a business, business plan development, marketing, financial analysis, cash flow analysis, taxes, market feasibility, customer service, international trade, franchising, licensing, inventory, computer software and more. SBDC's also provide low- or no-cost counseling services and access to technology resources including patent, trademark, and copyright searches; exporting leads; product design, testing and quality control; manufacturing studies; and plant layout.

**Workforce Investment Board of Southeast Missouri.** The Workforce Investment Board (WIB) of Southeast Missouri serves all seven counties in the EDD. WIB is a not-for-profit corporation which works to attain a higher standard of living in the Region by helping to create a skilled, diverse, motivated, and adaptable workforce.

The top five goals of the Workforce Investment Board are to increase literacy; promote instruction and assessment of mastery for critical skills and knowledge required in the workplace; to improve career awareness and career counseling; to help businesses meet their training needs; and to redirect the use of public funds toward targeted industries, high problem areas, and critical skill/knowledge acquisition. Either directly or through subcontractors, the WIB offers a range of programs to residents of the District including:

- **Workplace Readiness Credential Program.** The credential program identifies those prospective employees that have completed a process that addresses the skill gaps that are relevant to the Region. This program is currently offered at the Cape Girardeau Career and Technology Center in Cape Girardeau and Mineral Area College. Training begins with a mandatory pre-assessment to determine that students have the necessary skills for a successful outcome. Qualified and experienced teachers then guide students through a logical sequence of instruction during a two-week period. The program is designed to simulate a worker's probationary period in business and industry.
- **Rapid Response Program.** The Rapid Response Program provides early intervention assistance, providing employers and employees who are affected by business closings or cutbacks with information and access to re-employment services to help alleviate the unemployment and economic distress resulting from these employment actions.
- **One Stop Career Center Program.** The WIB supports a seamless, integrated one-stop employment delivery system through the One Stop Career Center Program. One Stop partner agencies are encouraged to co-locate to better provide a wide variety of programs and services to area residents. Partner agencies in the Region also communicate regularly and have many case managers that are knowledgeable about several of the programs offered.

There are two full One Stop Career Centers in the District, the Cape Girardeau Career Center, and the East Missouri Action Agency/Park Hills Career Center. Other sites are “near to” full-service sites or have a significant number of staffed services but may not have co-location of other agency staff.

The WIB also partners with other agencies to provide services to adults, dislocated workers, and youth. Youth services focus on those most in need, such as out of school youth, those at risk of dropping out, youth in foster care, those aging out of foster care, and youth offenders.

**Center for Innovation and Entrepreneurship.** Southeast Missouri State University’s Douglas C. Greene Center for Innovation and Entrepreneurship supports the University’s priority to advance the Region’s economic appeal and strength. The Center strives to stimulate local and regional economic growth and development that improves the quality of lives, communities, and businesses in southeast Missouri.

The Center provides entrepreneurial training programs, venture mentoring services and venture incubation that led to the creation of an increasing number of new ventures; connects faculty, students, researchers, and inventors with resources to transfer ideas to commercial products, processes, and services; and provides business training, counseling and mentoring services that increase the sustainability of new ventures and growth of existing and emerging enterprises.

The Center also connects innovators, entrepreneurs and communities with resources that accelerate venture creation and growth and development of an entrepreneurial culture; provides K-12 and postsecondary students education and practical experiences that inspire them to adopt a philosophy of entrepreneurship in their personal and professional lives, encourages them to create new ventures, and equips them for careers in the new economy; and conducts scientific and practical research that leads to publications in academic and professional journals and contributes to the growing body of literature concerning the teaching, practice, and science of innovation and entrepreneurship.

**Southeast Missouri State University Business Incubator.** The Douglas C. Greene Center operates a 6,000 square foot business incubator for small businesses involved in service, research, technology development, assembly, or light manufacturing. The site embraces the local agricultural flavor of Southeast Missouri while emphasizing development of plant science and environmentally friendly technologies. The incubator is located on the first and third floors of the Center for Innovation and Entrepreneurship, located at 920 Broadway in Cape Girardeau.

The incubator provides new and emerging ventures a valuable combination of low-cost professional office and office suite facilities with essential mentoring and business development services that increase the sustainability of new ventures and growth of existing and emerging enterprises. Services include venture mentoring; business development counseling; research, technical and development resources; collaboration and networking; and office and administrative support.

The facility provides access to a 21-seat state-of-the-art training room with ITV and a 10-seat conference room with SMART board capabilities, building receptionist, daily mail pickup and delivery, all utilities, weekly janitorial service, free parking, and 24-hour building access.

**Catapult Creative House.** Catapult Creative House, Southeast Missouri State University's new business incubator opened at 612 Broadway in Cape Girardeau in May 2016. The space was designed to allow students from various departments and disciplines to work together in a quest to become entrepreneurs. The 12,000 square foot facility, previously an empty storefront, now contains an art gallery, retail store, classroom, printing stations, specialty workstations and studios, and a beverage bar run by hospitality management students.

**Economic and Business Engagement Center.** Southeast Missouri State University also operates an Economic and Business Engagement Center to foster business, community, and workforce development and to facilitate the process of innovation to enhance the regional economy. The Engagement Center supports the transfer of institutional knowledge and resources derived from within the university to the external environment to create new, high-value jobs, positive economic and social benefits, and advance entrepreneurship.

**Codefi.** Codefi opened in 2014 with a focus on entrepreneurship and business development in technology-based companies for the digital economy in the region. Codefi works through public and private partnerships to create an innovation ecosystem supporting tech-based companies by providing skills training, co-working spaces, start-up support and access to capital. These activities work to build and attract software-focused companies and expand the digital economy in rural communities.

**Southeast Economic Development Fund (SEED\$).** Southeast Economic Development Fund is an organization formed by the East Missouri Action Agency (EMAA), based in Park Hills, to help startup and expanding businesses create and save jobs in low-income communities. EMAA will use Lean Startup, a nationally recognized program that works to improve the process it takes to create and launch a successful business. The Lean Startup Basics program introduces entrepreneurs to the tools to minimize risk by systematically building products customers want. This process provides innovative philosophies to improve the process in which start-ups and existing enterprises launch products and build commerce across the globe.

#### **Aerial Mapping and Data Collection.**

Continuing from the previous year, services utilizing a DJI Matrice-300 drone equipped with LiDAR, thermal imagery, and photogrammetric capabilities. This drone is a major contribution to the EDD's data collection capabilities. The data the drone collects has supported various plans and activities throughout the EDD. As the future of GIS moves more towards 3D mapping, the drone will remain a key asset to the EDD and will continue to support data collection capabilities.

## CEDS PLAN OF ACTION



The Plan of Action contains specific actions which will be undertaken by the membership, staff, and other public entities to help achieve the goals and objectives of the Southeast Missouri Economic Development District which are outlined in Section C of the Comprehensive Economic Development Strategy (CEDS). Many of the specific tasks identified by the CEDS Committee are, and will continue to be, listed as “ongoing” simply because they are continuing functions of the EDD (such as working to attract technology-oriented businesses).

It should be noted that several of the planned actions are national or statewide in scope and will require action by the United States Congress, the Missouri General Assembly, or the U. S. Army Corps of Engineers. While these actions are non-achievable at the District level, they are included because they are vital to the continued economic well-being of the residents of the EDD and because continued support at the local level will contribute to the ultimate achievement of these actions.

The following table contains the CEDS Action Plan for the Southeast Missouri Economic Development District. Projects are coded as follows:

The following table contains the CEDS Action Plan for the Southeast Missouri Economic Development District. Projects are coded as follows:

No Background:	Ongoing
Green Background:	In Progress
Blue Background:	Completed
Red Background:	Discontinued

Task to be Implemented	Lead Organization and Implementation Plan	Expected Results	Performance Measures and Evaluation Indicators	Schedule
<b>CEDS Goal 1: Increase the quantity, quality, and variety of employment opportunities.</b>				
Target the recruitment of new businesses/manufacturers which provide above average wages and fringe benefits.	SEMO – EDD and area economic developers-recruit additional businesses.	Creation of additional quality jobs.	Ninety-six jobs have been created or retained since adoption of the CEDS in 2019	Ongoing
Continue to support the development and expansion of existing economic clusters in the Region.	SEMO – EDD and area economic developers-recruit additional businesses to support existing clusters.	The attraction of additional businesses to support existing economic clusters will result in job creation.	Additional businesses recruited or the expansion of existing business.	Ongoing
Work to develop a centrally located multi-county regional industrial park of no less than 500 acres, served by all transportation modes, which would be jointly owned by the affected counties and with the affected counties sharing tax revenue.	Counties in the area selected for the multi-county park – continue discussions with various county officials about the development of multi-county industrial park	The development of a major multi-county business park will result in additional business development and job creation.	Property acquisition and park construction. An option has been obtained for purchase of an industrial site. Marketing measures have been developed to promote the multi-county region in support of this effort.	In Progress
Work with local economic development organizations to identify available industrial buildings and land parcels, as well as appropriate data concerning these facilities, to be incorporated in a regional GIS.	SEMO-EDD – Proceed with building/land parcel mapping as funding becomes available.	Completed GIS map displaying sites/buildings as an economic development tool.	Completion and posting of GIS map on EDD website.	Ongoing



<b>Task to be Implemented</b>	<b>Lead Organization and Implementation Plan</b>	<b>Expected Results</b>	<b>Performance Measures and Evaluation Indicators</b>	<b>Schedule</b>
Develop a region-wide climate which will attract technology-oriented businesses, and which will encourage private investment in higher-tech businesses.	SEMO EDD – Work with Workforce Investment Board of Southeast Missouri and Marquette Tech Foundation and Codefi.	Attraction of technology-oriented businesses to District.	Attraction of additional high-tech businesses.	In Progress
Work to change the perception by potential business prospects that the industrial land in southern Cape Girardeau and northern Scott County, which is protected by a 100-year flood levee, is vulnerable to flooding.	SEMO EDD – Continue to promote industrial sites in Cape Girardeau County as well as the rest of the District.	Improved perception of industrial property in Cape Girardeau and northern Scott County.	Continued economic growth in this industrial area. Southern Cape Girardeau area is included in an Opportunity Zone. A prospectus has been completed by the EDD to promote the OZ.	In Progress
Explore the potential for developing a career and technology center on unused land owned by Mineral Area College.	Mineral Area College – Support any efforts by the college to develop a career and technology center.	Potential development of a career and technology center.	Development of a career and technology center.	In Progress
Support efforts to maintain listing of available commercial properties in the EDD region.	SEMO – Maintain building and property listings.	Up-to-date listing of available commercial property.	Update LOIS building and property listings	Ongoing
Support efforts of the City of Marble Hill to annex additional land for commercial, industrial, and residential development.	City of Marble Hill – Identify potential areas for future annexation.	Annexation of land for future development and growth.	Identification of areas to be annexed.	Ongoing

<b>Task to be Implemented</b>	<b>Lead Organization and Implementation Plan</b>	<b>Expected Results</b>	<b>Performance Measures and Evaluation Indicators</b>	<b>Schedule</b>
Work to attract or develop compatible manufacturing activity in available space at the Cape Girardeau Regional Airport.	City of Cape Girardeau – Continue to search for businesses which would fit in at the airport.	Creation of additional jobs.	Success in locating additional businesses. Airport is adjacent to Opportunity Zone and included in marketing for the OZ.	In Progress
Support efforts to better organize the economic recruitment effort in Madison County, in cooperation with the Regional Planning Commission.	Madison County – Improve the economic recruitment process.	Better coordinated economic development activity.	Improved recruitment activity.	In Progress
Support efforts to develop an 85-acre tract of ground adjacent to the Black River Electric Cooperative campus in Madison County and in the City of Fredericktown Business Park.	Madison County and the City of Fredericktown – improve necessary infrastructure.	Expanded areas for future business growth.	Searching for funding to construct additional infrastructure.	Ongoing
Provide support for the continued development of available land near the Seminary of St. Mary of the Barrens in Perryville.	Perry County IDA – Work with prospective developers.	Continued business development and job creation.	Businesses developed - jobs created.	In Progress
Explore opportunities to partner with industrial development authorities to own and operate industrial buildings.	SEMO EDD – Explore ownership positions in industrial buildings to encourage economic growth.	Potential new jobs.	Partnering in the ownership of industrial buildings. The EDD is in discussions with local IDA's and communities about potential available properties and projects.	Ongoing

Task to be Implemented	Lead Organization and Implementation Plan	Expected Results	Performance Measures and Evaluation Indicators	Schedule
Continue to work with the St. Francois County Industrial Development Authority to develop a technology campus in Bonne Terre.	SEMO EDD – Continue the current close working relationship with the St. Francois County IDA.	Development of new businesses and creation of new jobs.	Additional businesses and jobs.	Ongoing
Explore new methods of enhancing the income of the local agricultural community by adding value to crops, livestock, timber and other commodities produced on farms in the District.	SEMO EDD – Provide technical support to counties, cities and Industrial Development Authorities as needed.	Development of new businesses and creation of new jobs.	EDD is collaborating with local ranchers, communities, and legislators in the feasibility of a large-scale meat processing plant in the region.	Ongoing
Support continuing efforts to expand the tourism/travel industry in the District.	Local Communities – Continue to expand organizations and services and explore new methods of reaching visitors.	Increase in visitors and growth of tourism industry.	EDD is assisting in the growth and promotion of following projects; Iron Mountain Bike Park, Perry County National Interscholastic Cycling Association Bike & Hike Trail, and establishing new all-inclusive playgrounds in the region. Completed church tour GIS map and Ste. Genevieve National Park designation.	In Progress

<b>Task to be Implemented</b>	<b>Lead Organization and Implementation Plan</b>	<b>Expected Results</b>	<b>Performance Measures and Evaluation Indicators</b>	<b>Schedule</b>
Identify industry cluster training needs, evaluate training curricula, work with vocational schools and colleges to develop certification standards and establish a vocational diploma and Associates of Science credentials necessary to train a workforce specifically for area industries.	Workforce Investment Board of Southeast Missouri – Work to improve area workforce.	Improved training for industry cluster.	Establishment of certification standards and a vocational diploma and Associates of Science program.	Ongoing
Market and promote Orchard site development in Bonne Terre.	SEMO EDD – Work with Multi-County Site Selection Committee to sell Orchard site.	Potential development of industrial site.	Parkland REDI website is operational and the leadership is actively promoting location.	In Progress
Support efforts of the University of Missouri Extension for management training to grow existing business.	University of Missouri Extension – Provide technical and administrative assistance for funding the program.	Acquire funding to continue training.	Train management personnel for business expansion.	Ongoing
<b>CEDS Goal 2: Develop non-transportation infrastructure necessary for future economic growth.</b>				
Assist the SEMO Regional Port in efforts to construct a new RR loop track to support Port operations.	SEMO Regional Port Authority – RAISE grant funding	Construction of loop track to service unit trains at Port site, creation of new jobs.	Construction of loop track to service unit trains at Port site, and closeout of grant.	In Progress
Assist elected officials in identifying areas of Bollinger County which may need to develop water or sewer districts to accommodate future growth.	Bollinger County – Identify potential areas which may need to develop water or sewer district to accommodate business growth.	Formation of water/sewer districts as needed.	Formation of additional water/sewer districts.	Ongoing

<b>Task to be Implemented</b>	<b>Lead Organization and Implementation Plan</b>	<b>Expected Results</b>	<b>Performance Measures and Evaluation Indicators</b>	<b>Schedule</b>
Assist the City of Marble Hill in extending water and sewer services in the Marble Hill Industrial Park and annexed areas and in constructing the remaining streets to ready the industrial park for tenants.	City of Marble Hill – Secure funding necessary to complete these improvements.	Development of additional businesses and job creation.	Completed infrastructure improvements.	Ongoing
Provide technical assistance to the City of Bonne Terre in developing all necessary infrastructure in an industrial park located in a "Brownfield" area.	City of Bonne Terre – Continue to seek funding to construct infrastructure necessary to attract new businesses.	Completed infrastructure construction will lead to additional business development.	Construction of necessary infrastructure.	Ongoing
Assist in the continued development of the Nash Road industrial area in Cape Girardeau and Cape Girardeau County, including rail, sewer and water facilities, and roads.	SEMO REDI – Continue to identify funding sources to meet infrastructure needs to accommodate additional growth.	Construction of infrastructure as needed.	Infrastructure construction	In Progress
Support continued improvement of the water and sewer systems of the three cities in the Arcadia Valley of Iron County.	SEMO EDD – Provide technical support and assistance, as necessary.	Improved water and sewer systems.	Improvement in these systems.	Ongoing

Task to be Implemented	Lead Organization and Implementation Plan	Expected Results	Performance Measures and Evaluation Indicators	Schedule
Support efforts of Marble Hill for wastewater system improvements.	City of Marble Hill – Provide technical and administrative support for grant funding.	Receive funding award for the project, completion estimated for next year.	Improved wastewater treatment.	In Progress
<b>CEDS Goal 3: Improve transportation infrastructure for all modes of transportation.</b>				
Actively support Missouri's Safer Roadways initiatives and activities designed to reduce the number of fatalities in the state.	MoDOT/SEMO EDD – Continue to participate actively in the Southeast Missouri Coalition for Safer Roadways.	Reduction in fatal accidents in Missouri.	Reduction in number of fatalities	Ongoing
Provide input via the Transportation Advisory Committee (TAC) to Missouri Department of Transportation's process of planning highway, bridge, and multimodal improvements in the District.	SEMO EDD – Continue regular meetings of the Transportation Advisory Committee.	Advance transportation projects in the District.	Initiation and completion of projects.	Ongoing

Task to be Implemented	Lead Organization and Implementation Plan	Expected Results	Performance Measures and Evaluation Indicators	Schedule
Support improvements to reduce traffic hazards on Highway 51 in Bollinger and Perry Counties, including straightening dangerous curves, improving shoulders, and improving intersection safety at intersection of Highway 51 and Highway 34 in Marble Hill.	SEMO EDD – Continue to work for improvements to Highway 51.	Improved safety for motorists.	Shoulders added from I-55 in Perry County to Route 72 in Bollinger County in select areas.	Ongoing
Work to improve traffic flow and access on Highway 74 at I-55 north to Route K westward through western Cape Girardeau, connecting with Highway 25 to Bollinger County.	SEMO EDD – Continue to work to advance these improvements through the planning framework process.	Improved traffic flow.	Completion of projects to improve traffic flow. MoDOT has completed scoping in support of this project.	Ongoing
Improve traffic flow, safety, and access to jobs on Highways 61 and 25 through Jackson from Fruitland to Dutchtown to provide better access to employment centers from southern and western Cape Girardeau County.	SEMO EDD – Continue to work to advance the whole corridor project through the TAC.	Improved safety and traffic flow.	Improvements are complete or underway in the area along 61 north of the courthouse in Jackson.	In Progress
Support efforts to improve traffic flow, safety, and capacity of I-55 from Scott City to Fruitland, including improved efficiency of interchanges with a connection alternative from Cape Girardeau to Scott City.	SEMO EDD – Continue to work through the TAC for safety and capacity improvements on I-55.	Improved safety and traffic flow.	Improved traffic flow. MoDOT completed exit 99 improvements in 2021 and exit 93 improvements are being studied.	Ongoing

<b>Task to be Implemented</b>	<b>Lead Organization and Implementation Plan</b>	<b>Expected Results</b>	<b>Performance Measures and Evaluation Indicators</b>	<b>Schedule</b>
Support improvement of Missouri Highway 21 in Iron County from the Washington County line south through Pilot Knob, Ironton, and Arcadia by addressing the lack of shoulders and poor sight visibility.	SEMO EDD – Work to address this need through the planning framework process.	Increased safety on the Highway 21 corridor through northern Iron County.	Addition of paved shoulders and other improvements.	Ongoing
Continue to work for the upgrading of the Highway 72 corridor from Fredericktown to the Highway 21 junction in Ironton, and to address roadway needs on Highway 72 to the Reynolds County line.	SEMO EDD – Continue to work to advance needed improvements to the Highway 72 corridor.	Improved safety and traffic flow.	Upgrading of the Highway 72 corridor. Bridge over Stout’s Creek has been replaced. Shouldering work is in the STIP.	Ongoing
Support efforts to improve the alignment of Missouri Highway 32 from the Iron County line to Missouri Highway 21 in Iron County.	SEMO EDD – Continue to work to support Highway 32 corridor improvements in Iron County.	Improved safety for motorists.	Highway 32 corridor improvements.	Ongoing
Support efforts to widen and make other safety improvements on Missouri Highway 49 in Iron County.	SEMO EDD – Work to advance improvements to Missouri Highway 49 through the planning framework process.	Increased safety for motorists.	Construction of improvements on Missouri Highway 49.	Ongoing



<b>Task to be Implemented</b>	<b>Lead Organization and Implementation Plan</b>	<b>Expected Results</b>	<b>Performance Measures and Evaluation Indicators</b>	<b>Schedule</b>
Continue to support the upgrading of the U. S. Highway 67 corridor to expressway status from Festus in Jefferson County to Little Rock, Arkansas.	MoDOT/SEMO EDD – Continue to work for the completing of the final segment of the corridor project from south of Poplar Bluff to Walnut Ridge, Arkansas.	Upgrading of entire corridor to expressway standards.	Project currently waiting for progress on Arkansas part of project	Ongoing
Support efforts to have shoulders constructed on Route OO from the northern Madison County line to Missouri Highway 72.	SEMO EDD – Work through the TAC planning framework to advance shoulder construction on Route OO.	Improved safety for motorists on Route OO.	Construction of shoulders.	Ongoing
Support efforts to construct a new interchange on Interstate 55 north of Exit 129.	Missouri Department of Transportation – Continue to work through the TAC for new interchange on I-55 north of Perryville.	Construction of an additional interchange to serve the City of Perryville.	Construction of a new interchange.	Ongoing
Continue to support the construction of frontage road segments along U. S. Highway 67 in St. Francois County.	MoDOT/SEMO EDD – Continue to work for the completing of a comprehensive frontage road system.	Improved traffic flow.	Completion of the frontage road system.	Ongoing
Support safety improvements on Route K from U. S. Highway 67 to the Eastern Regional Diagnostic and Correctional Center which stem from dangerous grades and sight distance problems.	SEMO EDD – Work through the TAC planning framework process for improvements on Route K.	Safer driving conditions and improved traffic flow.	Construction of improvements on Route K.	Ongoing

<b>Task to be Implemented</b>	<b>Lead Organization and Implementation Plan</b>	<b>Expected Results</b>	<b>Performance Measures and Evaluation Indicators</b>	<b>Schedule</b>
Support efforts to improve the intersection of Missouri Highway 8 and Route P in St. Francois County which stem from poor sight distance and intersection geometry.	SEMO EDD – Continue to work for improvements to the Highway 8/Route P intersection through the TAC planning framework process.	Safer driving conditions and better traffic flow.	Completion of intersection improvements.	Ongoing
Support efforts to widen and improve sight distance at the intersection of Route O and Highway 32 in Ste. Genevieve County.	SEMO EDD – Continue to work for improvements at the Highway 32/Route O intersection through the planning framework process.	Improved safety and visibility at intersection.	Completion of improvements at Route O and Highway 32.	Ongoing
Continue efforts to secure multimodal funding for freight-related capital improvement projects in the District.	SEMO EDD – Continue efforts to fund needed freight-related projects in the District.	Expedited freight movement, reduced emissions and costs.	Completed freight-related projects.	Ongoing
Construction of 6” water line and sewage treatment facilities to serve the Port of New Bourbon.	New Bourbon Regional Port Authority.	Supply of potable water and sewage treatment.	Construction of 1.67 miles of water line and construction of sewage treatment facilities.	Ongoing
Assistance with funding for annual maintenance dredging at the Port of New Bourbon slack water harbor.	U. S. Army Corps of Engineers and New Bourbon Regional Port Authority.	Dredging of barge berthing area.	Increased sounding depth in harbor. CIP and ARPA funding secured for FY23-24.	Ongoing

<b>Task to be Implemented</b>	<b>Lead Organization and Implementation Plan</b>	<b>Expected Results</b>	<b>Performance Measures and Evaluation Indicators</b>	<b>Schedule</b>
Provide support and technical assistance to the Southeast Missouri Regional Port Authority in its efforts to improve infrastructure facilities.	SEMO Port Authority – Continue to seek funding to improve infrastructure.	New businesses and job creation.	The reconstruction and improvement of railroad infrastructure has been completed.	Ongoing
Annual maintenance dredging at SEMO Port slack water harbor.	Southeast Missouri Regional Port Authority.	Dredging of barge berthing area.	Increased sounding depth in harbor.	Ongoing
Support efforts to have the U. S. Army Corps of Engineers construct seven new 1,200-foot locks on the Upper Mississippi River and the Illinois River to improve efficiency of the inland waterway distribution system.	U. S. Army Corps of Engineers – Corps plans to replace seven locks with 1,200-foot locks when Congress appropriates funding.	Improved flow of goods through the inland waterway system.	Construction of the new lock and dam system.	Ongoing
Support efforts to improve the Farmington Regional Airport and the development of commercial airline service.	City of Farmington – Continue effort to develop commercial airline service.	Commercial access to major carriers from the Farmington Regional Airport.	Inauguration of commercial air service.	Ongoing
Upgrade the Perryville Municipal Airport by equipping the facility with a GPS instrument landing system required by the FAA.	City of Perryville – Work with MoDOT to determine if installing a GPS ILS system is possible.	Enhanced safety for pilots using the Perryville Municipal Airport.	Installation of GPS ILS system. An Automated Weather Observation System (AWOS) was installed.	Ongoing

<b>Task to be Implemented</b>	<b>Lead Organization and Implementation Plan</b>	<b>Expected Results</b>	<b>Performance Measures and Evaluation Indicators</b>	<b>Schedule</b>
Continue to support the Southeast Metropolitan Planning Organization.	SEMPO – Board of Directors and Technical Planning Committee through meetings as needed.	Increased efficiency of use of funding and of the transportation network in the area.	Highway safety, new construction, network upgrades, economic growth.	Ongoing
Support efforts to construct ADA sidewalks.	SEMO EDD – Continue to assist MoDOT with the evaluation of the current state of existing sidewalks.	Educate municipalities of the condition of their sidewalks.	Completion of maps detailing the condition of sidewalks.	Ongoing
Support efforts of Farmington to construct ADA accessible sidewalks for improved access along Perrine Road from Air Park Drive to Yale Avenue.	City of Farmington – construct accessible sidewalks as funding becomes available.	Sidewalks for disabled accessibility.	Construction of sidewalks.	In Progress
Support development of multimodal services at New Bourbon Regional Port Authority site.	New Bourbon Regional Port Authority – Continue to seek necessary funding to develop multimodal services.	Increased shipment of tonnages at the port.	Construction of rail.	Ongoing
Support resurfacing, replacing traffic light system and making more pedestrian friendly the Highway 32/67 overpass at Mineral Area College.	MoDOT – Provide safer access to Mineral Area College.	Improved traffic and pedestrian safety.	Completion of overpass upgrade.	Ongoing
Support rail improvements from Park Hills to the Mississippi River.	Union Pacific Railroad – Perform study and engineering to build rail improvements.	Upgraded rail line.	Improved freight movement.	Ongoing
Elevate and replace the Horse Island Bridge on Highway 51 in Perry County.	MODOT – Include plan on STIP.	New bridge to maintain access between Missouri and Illinois during times of flooding.	Increased elevation and replacement of the Horse Island Bridge. This is slated to be done with Mississippi River Bridge replacement at Chester, IL	In Progress

Task to be Implemented	Lead Organization and Implementation Plan	Expected Results	Performance Measures and Evaluation Indicators	Schedule
Improve Highway 32 in Iron County between its intersections with Highway 49 North and Highway 49 South.	MoDOT – Include plan on STIP.	Improved safety and traffic flow.	Improvements to Highway 32.	Ongoing
<b>CEDS Goal 4: Promote regionalism.</b>				
Develop a Region-wide Geographic Information System (GIS) to serve counties, cities and other policy and decision makers, and to assist prospects exploring locations in the Region.	SEMO EDD – Continue to seek funding and support to develop a Region-wide GIS.	Rapid electronic access to information.	Completion of a Region-wide GIS.	Ongoing
Support efforts to develop additional funding at the state level to support statewide GIS mapping in cooperation with the state's regional planning organizations.	SEMO EDD – Continue to seek additional funding for statewide GIS mapping.	Rapid electronic access to uniform information statewide.	Securing additional funding at the state level.	Ongoing
Expand links from the EDD's website to cities, counties, community, and development organizations in the Region and to other websites with similar goals and objectives.	SEMO EDD – Expand external links from the SEMO EDD website.	Expanded access to regional information.	SEMO EDD is continuing to add related links to its website.	Ongoing

<b>Task to be Implemented</b>	<b>Lead Organization and Implementation Plan</b>	<b>Expected Results</b>	<b>Performance Measures and Evaluation Indicators</b>	<b>Schedule</b>
Promote cooperation between tourism-related businesses and organizations in counties and planning regions that border the Southeast Missouri Region.	SEMO EDD – Continue to work closely with regional tourism associations.	Increased interaction and cooperation with bordering tourism-related organizations.	Ongoing and expanded cooperation in promoting tourism.	Ongoing
Intensify efforts to induce retirees to locate in the Region, including efforts to recruit or develop businesses and services that cater to senior citizens.	SEMO EDD – Continue to support efforts to develop new facilities designed to accommodate seniors.	Increased numbers of retirees locating in the Region.	Increase in the number of retirees relocating in the SEMO EDD.	Ongoing
Encourage participation in the distribution of tourism products between communities.	River Heritage Association disbanded. Trends have shifted to digital formats in promoting tourism.	Increased visitors throughout the Region.	Distribute links and flyers as requested. EDD will continue to share information. Task will be reevaluated in the next CEDS	Completed
Support efforts to promote "active aging," including improved senior services and nutrition centers and the development of active living communities.	Aging Matters (formerly Southeast Missouri Area Agency on Aging) – Continue to work closely with nutrition centers in the Region and to support programs which promote active living.	Continued and enhanced support for active aging programs. The EDD staff has prepared successful grants to assist senior centers.	Continued or expanded services to nutrition centers.	Ongoing
<b>CEDS Goal 5: Develop affordable life-cycle housing.</b>				
Work with local communities in the Region to identify and map available parcels or scattered lots on which affordable housing could be constructed.	SEMO EDD – Continue to identify areas for potential residential development as part of future land use mapping.	Increased construction of affordable housing units.	Increased number of affordable housing units in the Region. Habitat for Humanity projects have been completed in the	Ongoing

<b>Task to be Implemented</b>	<b>Lead Organization and Implementation Plan</b>	<b>Expected Results</b>	<b>Performance Measures and Evaluation Indicators</b>	<b>Schedule</b>
			area, as well as senior and low-income housing developments.	
Explore potential incentives to motivate developers to construct additional affordable housing in the Region.	SEMO EDD – Continue to monitor new programs designed to increase housing stock.	Enhanced ability to suggest programs and incentives to communities and developers.	Increased availability of affordable housing units in the Region.	Ongoing
Support efforts to expand the stock of available housing in all counties in the Region.	East Missouri Action Agency – Provide technical assistance to communities in all counties as requested.	Increased number of affordable housing units available to residents of the Region.	EDD completed a feasibility study to support a new housing development in Ste. Genevieve.	Ongoing
Assist in the review of local development restrictions and requirements which might inhibit the development of affordable housing.	SEMO EDD – Provide technical assistance as requested.	Removal of local barriers for the development of affordable housing.	Expansion of the stock of affordable housing in the Region.	Ongoing
Explore funding sources which could be used to develop public water and wastewater treatment systems or facilitate additional housing development.	SEMO EDD – Staff will continue to seek out available funding sources for public infrastructure development.	Continue to meet the needs of communities to support housing development.	Continued growth of stock of affordable housing units.	Ongoing
Support efforts to develop housing near employment, childcare, and senior facilities.	SEMO EDD – Staff will continue to support balanced community development with access to employment opportunities, childcare, and senior facilities.	Balanced community development.	Continued balanced community growth providing access to necessary services.	Ongoing

<b>Task to be Implemented</b>	<b>Lead Organization and Implementation Plan</b>	<b>Expected Results</b>	<b>Performance Measures and Evaluation Indicators</b>	<b>Schedule</b>
Help to identify suitable lots for donation to support Habitat for Humanity.	Cities and non-profits – support their efforts to find suitable lots for construction.	Construction of affordable housing units.	Increase in number of affordable housing units.	Ongoing
Seek funding to identify sources of homelessness and to support development of homeless shelters.	SEMO EDD and East Missouri Action Agency – Staff will continue to seek out available funding sources for homeless shelters.	Continue to meet the needs of communities to support homeless efforts.	Increased available space to shelter the homeless	Ongoing
Support efforts to expand the Project Hope Program to other areas of the District.	Project Hope – Support efforts in the education and promotion of available programs.	Improved quality of life.	Decrease in homelessness.	Ongoing
<b>CEDS Goal 6: Enhance the quality of life for all residents.</b>				
Continue to update information on the District’s website about services and recreational facilities available to residents of the EDD.	SEMO EDD – Staff will continue to regularly update the District’s website with new information as it becomes available.	Ongoing availability of current information about services and recreational opportunities.	Continued availability of information.	Ongoing
Assist efforts to recruit health care professionals to locate and remain in rural areas of the Region.	Area hospitals/clinics – continue to recruit health care professionals.	Improved health care	Health care professionals recruited.	Ongoing
Support efforts of the Cities of Jackson and Cape Girardeau to further develop their hiking-biking recreational trail systems.	SEMO EDD – Continue to support trail development through the MoDOT enhancement program and other programs.	Continued development trail systems in these and other communities.	Ongoing trail system development.	Ongoing



<b>Task to be Implemented</b>	<b>Lead Organization and Implementation Plan</b>	<b>Expected Results</b>	<b>Performance Measures and Evaluation Indicators</b>	<b>Schedule</b>
Support the development and promotion of the tourism resources of Bollinger County, including the Bollinger County Museum of Natural History, campgrounds along the Castor River and in other locations, and other natural and historic attractions.	Bollinger County – Continue to actively participate in the River Heritage Association and pursue DMO status for an organization in the County.	Increase in visitors to the County.	Increased tourism - related revenue and jobs.	Discontinued
Explore the potential for developing 911 services and addressing in Bollinger County.	SEMO EDD – Continue to seek funding necessary to provide 911 services in Bollinger County.	Extension of 911 services to Bollinger County.	Bollinger County is now the only county in the Region lacking 911 services.	Ongoing
Support efforts to develop businesses which can capitalize on visitors to Millstream Gardens and Silvermines Conservation Areas and other attractions in Madison County, and to provide outlets in which visitors can shop.	Madison County – Continue effort to attract tourism-related businesses to these areas.	Increased tourism tax revenue and job creation.	Increase in the number of businesses in the Millstream Gardens/ Silvermines area.	Ongoing
Improve directional signage and amenities at the Castor River Shut-Ins Natural Area in the Amidon Memorial Conservation Area.	Missouri Department of Natural Resources – Continue to encourage DNR to improve signage/amenities.	Improved visitor facilities.	Erection of improved signage/construction of visitor amenities. Signage has been improved.	Ongoing
Support efforts to improve facilities at the City Lake in Fredericktown.	City of Fredericktown – Continue to seek funding to improve facilities.	Enhanced visitor facilities.	Addition or upgrading of facilities at City Lake.	Ongoing

<b>Task to be Implemented</b>	<b>Lead Organization and Implementation Plan</b>	<b>Expected Results</b>	<b>Performance Measures and Evaluation Indicators</b>	<b>Schedule</b>
Work with local officials in the expanded Highway 67 corridor to develop a new visitor's center and rest area in Madison County.	Madison County/SEMO EDD – Work with MoDOT to determine the feasibility of a visitor center/rest area on U. S. Highway 67 in Madison County.	Addition of a rest stop in Madison County to serve motorists travelling Highway 67.	Construction of a visitor center/rest area.	Ongoing
Explore possible options for restoring the Marina de Gabouri in Ste. Genevieve as a viable recreation area.	City of Ste. Genevieve – Continue discussion with potential partners for the redevelopment of the marina as a recreation area.	Reuse of the marina as a recreational area.	Successful redevelopment of the marina facility	Discontinued
Support efforts to address the obesity problem among residents of the Region, particularly among the Region's school children.	Missouri Department of Health and Senior Services – Work at the local level to implement Missouri's Nutrition and Physical Activity Plan.	Reduction in obesity among children, youth, and adults.	Success in implementing the state plan. EDD continues to collaborate with partners to increase trails and facilities to support goal.	Ongoing
Continue to promote recycling efforts throughout the Region, both for homes and businesses, and explore strategies for extending recycling pick-up service in rural areas.	SEMO EDD – Continue to broaden the scope of the Regional recycling effort and to assist with meeting equipment needs.	Expanded recycling throughout the Region.	Expansion of the Regional recycling effort. – Downturn in recycled material market has reduced the amount of recycling in the region.	Ongoing
Support efforts to develop, or update, comprehensive plans in communities throughout the Region.	SEMO EDD – Provide technical assistance in the preparation or updating of comprehensive plans as requested.	Updated plans for communities in the Region.	Develop up to date comprehensive plans for member communities. EDD staff updating Ste. Genevieve and Desloge Comprehensive Plans.	In Progress

Task to be Implemented	Lead Organization and Implementation Plan	Expected Results	Performance Measures and Evaluation Indicators	Schedule
Help tourist destinations find funding for adequate and attractive directional signage, using the Missouri Department of Transportation's Wayfaring Signing Program.	SEMO EDD – Aid as requested and disseminates information.	Better directional signage to visitor attractions.	Installation of signage where necessary.	Ongoing
<b>CEDS Goal 7: Develop a regional finance network to foster economic growth.</b>				
With financial institutions in the Region, develop a network of committed funds to be used to support new and expanding economic growth.	SEMO EDD – Work with financial institutions, as necessary, to secure funding for projects.	Availability of funding to launch new businesses or business expansions.	New or expanded businesses.	Ongoing
Work cooperatively with other financing organizations to make available various economic development financing programs in the Region.	SEMO EDD – Continue to work cooperatively with other financing organizations and state departments.	Continued business expansion and job growth.	Business development and job creation.	Ongoing

Task to be Implemented	Lead Organization and Implementation Plan	Expected Results	Performance Measures and Evaluation Indicators	Schedule
Support the organization of a women's investment group to help women obtain capital.	SEMO EDD – Staff will provide technical assistance as needed.	Growth in women-owned businesses.	Development of additional women-owned businesses.	Discontinued
<b>CEDS Goal 8: Foster regional technological development and internet integration.</b>				
Expand the availability of broadband internet access throughout the Region.	State of Missouri – State is supporting efforts to make broadband internet access available statewide.	Improved high speed internet access throughout the state.	Expansion of broadband access statewide. EDD participated in the statewide efforts to identify gaps in service to support future funding opportunities.	In Progress
Encourage communities to develop wireless hotspots (local area networks [LANs]) to provide high-speed internet access in public locations.	SEMO EDD – Provide technical support as needed.	Development of additional wireless hotspots.	Opening of additional wireless hotspots.	Ongoing
Organize Economic Development Information Distribution (EDID) on SEMO EDD website.	SEMO EDD – Provide technical support as needed, organize, and implement a website for increased access to District information; and secure funding, through grants or fees, to begin data collection.	Improved connectivity within the District through the District website, including new regional economic development information.	Expansion of EDD website capabilities through the amount of data available, number of visits, increase in tourism, industry, and employment.	Discontinued
Continue to work with cities and counties to update Location One Information System.	SEMO EDD – Provide technical support as needed in listing assistance.	Current information on property and site listings	Fully up-to-date information for Southeast District on LOIS.	Ongoing
<b>CEDS Goal 9: Address environmental issues impacting the District.</b>				

<b>Task to be Implemented</b>	<b>Lead Organization and Implementation Plan</b>	<b>Expected Results</b>	<b>Performance Measures and Evaluation Indicators</b>	<b>Schedule</b>
Promote conservation of the Region's natural resources including forests, public green spaces, water, and native plant and animal species.	Multiple Agencies/SEMO EDD – Continue to identify and protect threatened natural areas.	Preservation of the Region's natural resources.	Successful preservation of natural areas.	Ongoing
Provide technical assistance to local units of government addressing climate change issues or responding to climate change mitigation legislation.	SEMO EDD – Respond to requests for assistance as needed utilizing the expertise of the Air Quality Committee.	Assistance to businesses coping with mandated changes.	Preservation of the Region's industrial/business base.	Ongoing
Continue to support the efforts of the Environmental Quality Committee.	SEMO EDD – Provide administrative and technical support to Environmental Quality Committee.	Maintain good air quality with zero counties in the District designated as non-attainment.	Continued monitoring of air quality.	Ongoing
Continue to support the efforts of the Solid Waste Management District.	SEMO EDD – Continue to provide administrative and technical support to the Southeast Missouri Solid Waste Management District.	Continued improvement of the District's solid waste management capabilities.	Continued development of the District's solid waste management facilities. Facilitate grant calls funding waste management activities	Ongoing
Continue to prepare environmental reviews for grant program applications.	SEMO EDD – Provide administrative and technical support to grant applicants within District in navigating NEPA requirements.	Collecting and preparing environmental documentation in compliance to federal agency requirements.	Completed and approved environmental reviews	Ongoing
Continue to support e-waste collection.	Cities and Counties – Continue to support Solid Waste Management District in funding for these programs.	Reduction of improper disposal of electronics.	Scheduling of recycling events.	Ongoing

<b>Task to be Implemented</b>	<b>Lead Organization and Implementation Plan</b>	<b>Expected Results</b>	<b>Performance Measures and Evaluation Indicators</b>	<b>Schedule</b>
Continue to support tire recycling.	Missouri Department of Natural Resource – Continue to support counties in scheduling tire recycling events.	Reduction of improper disposal of tires.	Scheduling of recycling events.	Ongoing
Provide technical assistance in preparation of plans involving potential endangered species.	SEMO EDD – Provide technical assistance to communities dealing with potential endangered species and/or critical habitat.	Preserve flora and fauna while supporting economic development.	Plans for development that does not compromise environment of endangered species. Aided Perryville and Perry County in preparation of a plan to protect the grotto sculpin.	In Progress
Provide technical assistance and support in the preparation of Perry County watershed management plan.	Perry County and City of Perryville – Provide technical assistance and support in the development of the Perry County watershed management plan.	Decreased pollution in the watershed.	Completion of the watershed management plan.	In Progress
Continue support for household hazardous waste collection.	Cities and Counties – Continue to support Solid Waste Management District in funding for these programs.	Reduction of improper disposal of household hazardous materials.	Scheduling of household hazardous waste collection.	Ongoing
Continue to support prescription medicine collection.	Cities and Counties – Continue to support efforts of DEA to assist cities and counties in collection of prescription medicines.	Reduction of improper disposal of prescription medicines.	Increased depositories for prescription medications.	Ongoing
Support education on the effects of EPA carbon regulations within the EDD.	SEMO EDD – Educate consumers of new regulations for existing and new coal fired plants.	Increased consumer education.	Increased public awareness of the impact of regulations.	Ongoing
<b>CEDS Goal 10: Plan for disaster preparedness and recovery.</b>				

<b>Task to be Implemented</b>	<b>Lead Organization and Implementation Plan</b>	<b>Expected Results</b>	<b>Performance Measures and Evaluation Indicators</b>	<b>Schedule</b>
Support efforts to develop, or update, strategic plans in communities throughout the Region.	SEMO EDD – Provide technical assistance in the preparation or updating of strategic plans as requested.	Updated plans for communities in the Region.	Updated comprehensive plans for region’s communities.	Ongoing
Support construction of safe rooms throughout the Region.	SEMO EDD – Communities and school districts – SEMO EDD staff will provide technical support as requested.	Provide District residents with protection from tornados and storm events.	Construction of additional safe rooms in District.	Ongoing
Provide emergency equipment through the Homeland Security Oversight Committee program.	SEMO EDD – Provide management and administration of the Regional Homeland Security Oversight Committee.	Promote regionalization and mutual agreements to share assets throughout the Region.	Acquisition of equipment and services to foster regionalization of assets.	In Progress
Provide support to areas receiving disaster declarations.	Affected Cities and Counties – Provide technical assistance in the preparation of grant applications to respond to disasters.	Improved recovery after natural or manmade disasters.	Receipt of disaster assistance.	Ongoing
Assist in the preparation of economic recovery plans.	SEMO EDD – Provide technical assistance in the preparation of economic recovery plans as requested.	Prepare plans for counties or communities experiencing economic downturns.	Mitigation of economic downturn.	Ongoing
Provide technical support in GIS floodplain mapping.	Cities and Counties – Provide education, technical and analysis assistance as requested.	Decreased development in floodplains.	Decreased losses due to flooding.	Ongoing